

COVID-19 Vaccine Roll-out

28 April 2021

Data as at:
27 Apr 2021

Total vaccine doses

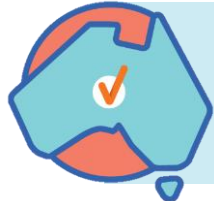


2,029,544

Total vaccine doses
administered as at 27 April

+60,207

Past 24 hours



Commonwealth vaccine doses

1,268,574

(+42,143 last 24 hours)



Commonwealth vaccine doses
in primary care

1,057,804

(+36,576 last 24 hours)



Commonwealth vaccine doses in
aged and disability facilities

210,770

(+5,567 last 24 hours)



760,970

(+18,064 past 24 hours)

Total vaccine doses administered as in
State and Territory clinics as at 27 April

NSW

198,492

(+3,485 last
24 hours)

VIC

198,228

(+6,584 last
24 hours)

QLD

139,489

(+2,402 last
24 hours)

WA

91,957

(+2,386 last
24 hours)

TAS

35,316

(+1,021 last
24 hours)

SA

55,478

(+1,205 last
24 hours)

ACT

26,584

(+605 last
24 hours)

NT

15,426

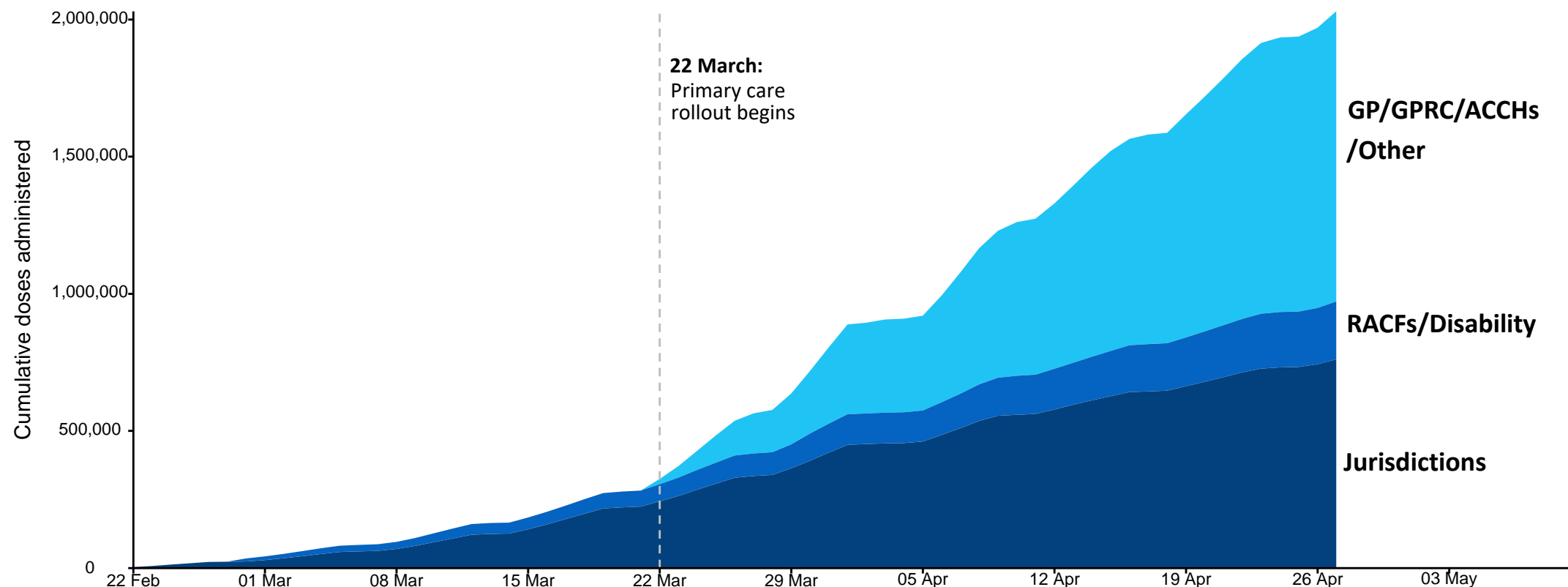
(+376 last
24 hours)

Cumulative doses administered by channel

Data as at:
27 Apr 2021

Australia's COVID-19
Vaccine Roadmap

Cumulative doses administered (27 Apr): **2,029,544**



Source: Department of Health
Data as at 27 Apr

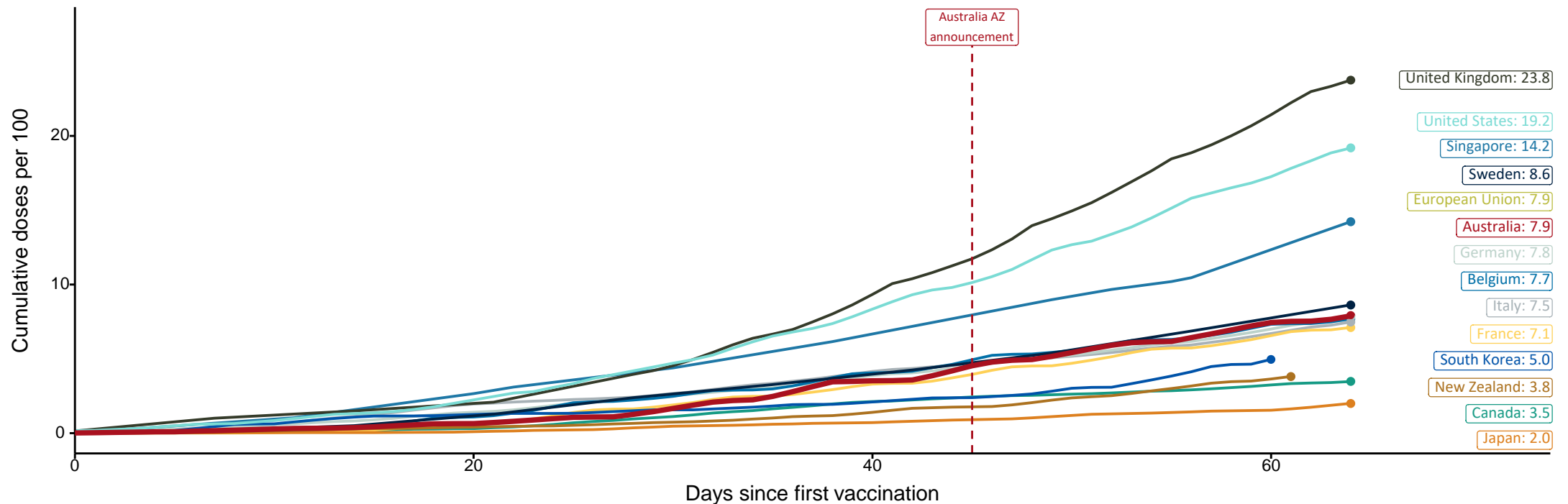
International comparisons at equivalent stages of rollout

Data as at:
27 Apr 2021

Australia's COVID-19
Vaccine Roadmap

Cumulative doses administered (27 Apr): **2,029,544**

The x-axis is truncated at the length of Australia's vaccination program. Countries with intermittent reporting have had their doses per 100 imputed to Australia's current stage of rollout. Israel excluded as it is beyond scale of the graph.



Source: Department of Health (Australia), Our World in Data (international)
Latest data: 27 April

Data as at:
27 Apr 2021

Commonwealth aged care doses administered



Aged care and residential
disability doses administered

134,495

First doses

76,275

Second doses

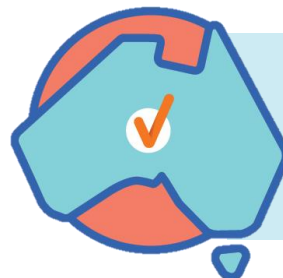
Residential aged care
facilities

1,554

Sites visited for first doses

910

Sites visited for second doses



210,770

(+5,567 last 24 hours)

Total vaccine doses administered in aged
care and disability facilities as at 27 April

Number of doses administered as part of the Commonwealth aged and disability care rollout

NSW

66,675

(+2,123 last
24 hours)

VIC

41,843

(+1,293 last
24 hours)

QLD

51,225

(+1,532 last
24 hours)

WA

21,160

(+222 last
24 hours)

TAS

7,000

(+132 last
24 hours)

SA

16,124

(+228 last
24 hours)

ACT

5,440

(+37 last
24 hours)

NT

1,303

(+0 last
24 hours)

Data as at:
27 Apr 2021

Commonwealth primary care doses administered



Primary Care vaccine administration sites*

4,361

GP sites

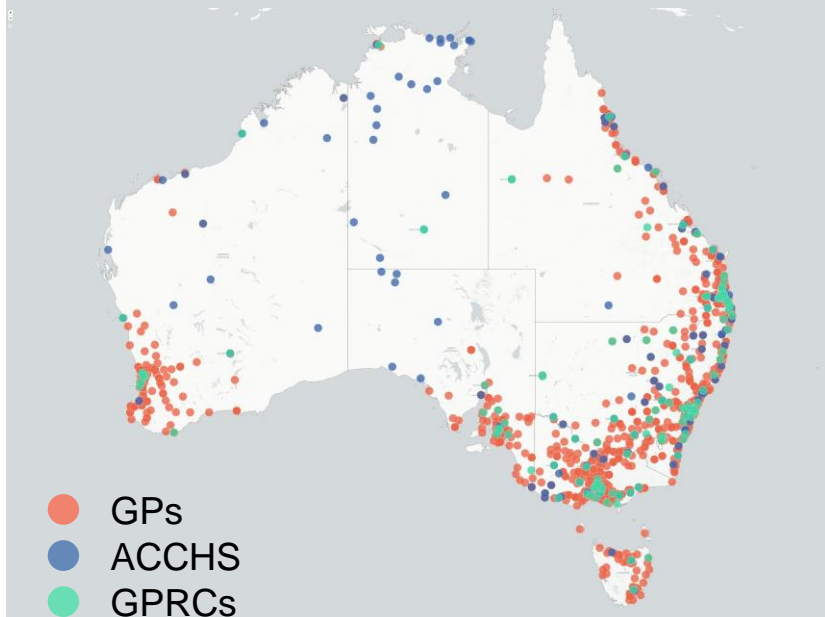
133

GPRC sites

147

ACCHS

Primary Care vaccine administration sites
as at week of 26 April



1,057,804 (+36,576 last 24 hours)

Total vaccine doses administered in
primary care settings as at 27 April

Number of doses administered as part of the Commonwealth primary care rollout

NSW

339,643

(+11,152 last
24 hours)

VIC

256,309

(+9,318 last
24 hours)

QLD

236,458

(+8,462 last
24 hours)

WA

94,299

(+3,430 last
24 hours)

TAS

28,724

(+701 last
24 hours)

SA

78,038

(+2,724 last
24 hours)

ACT

18,134

(+661 last
24 hours)

NT

6,199

(+128 last
24 hours)