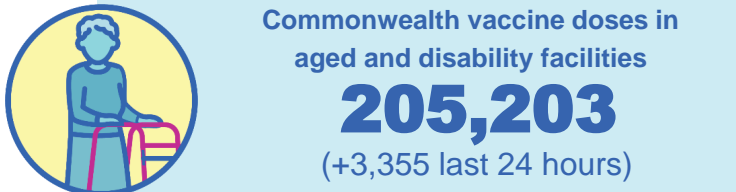
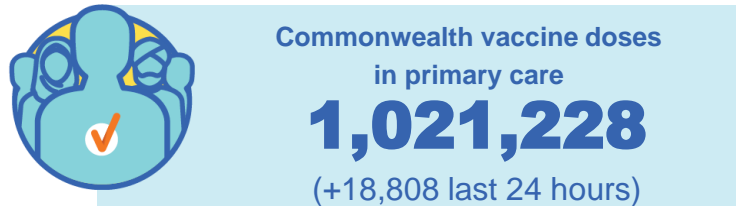
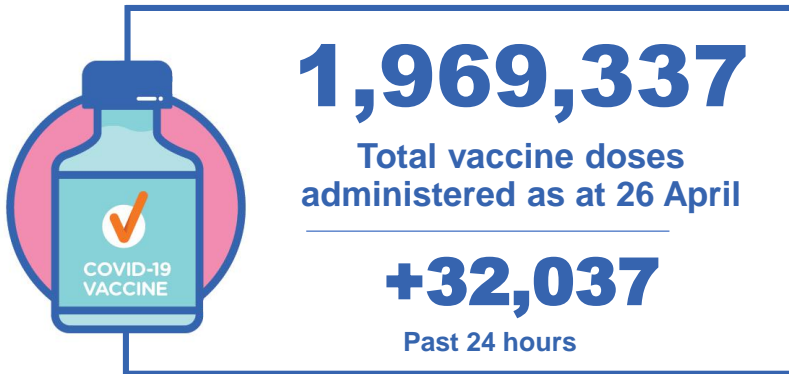


COVID-19 Vaccine Roll-out

27 April 2021

Total vaccine doses

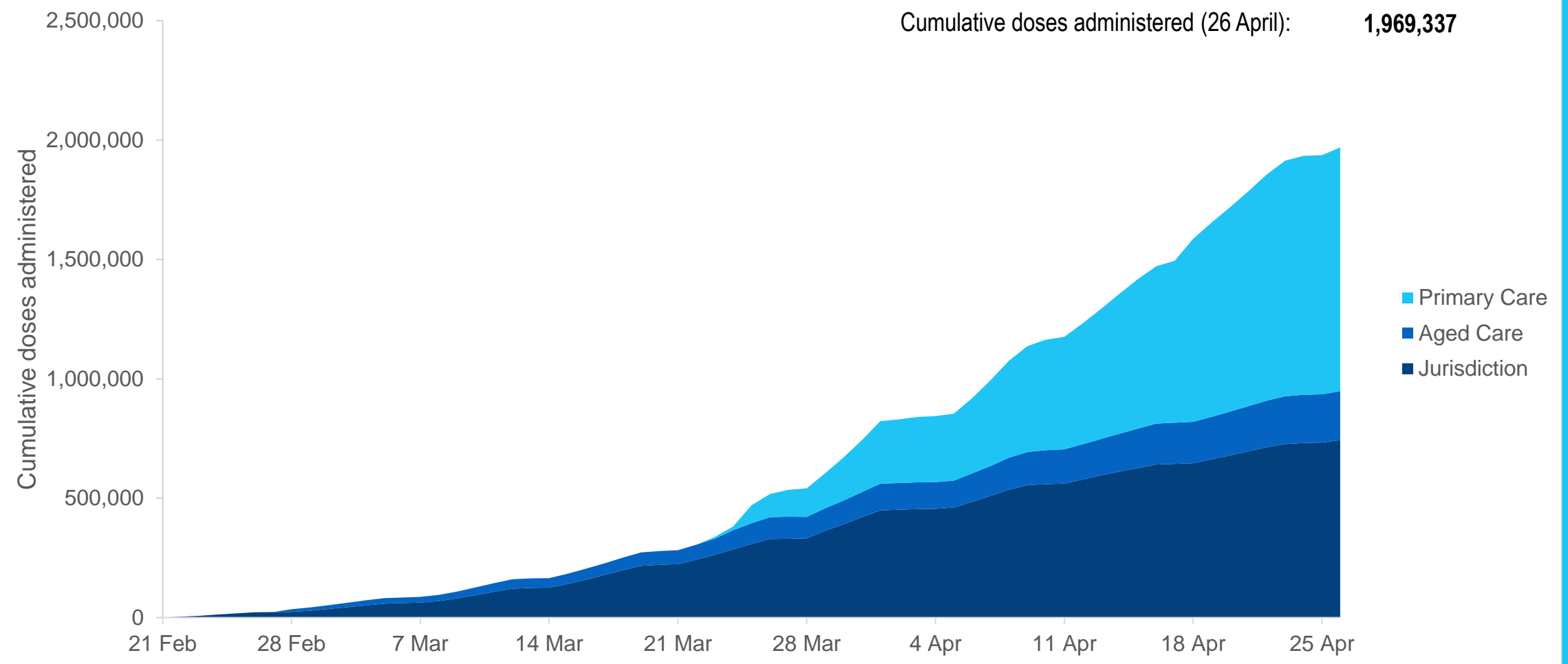


* Source: Australian Immunisation Register and self reported data

Cumulative doses administered by channel

Data as at: 26 Apr 2021

Cumulative doses administered (26 April): **1,969,337**



Source: Department of Health
Data as at 26 April

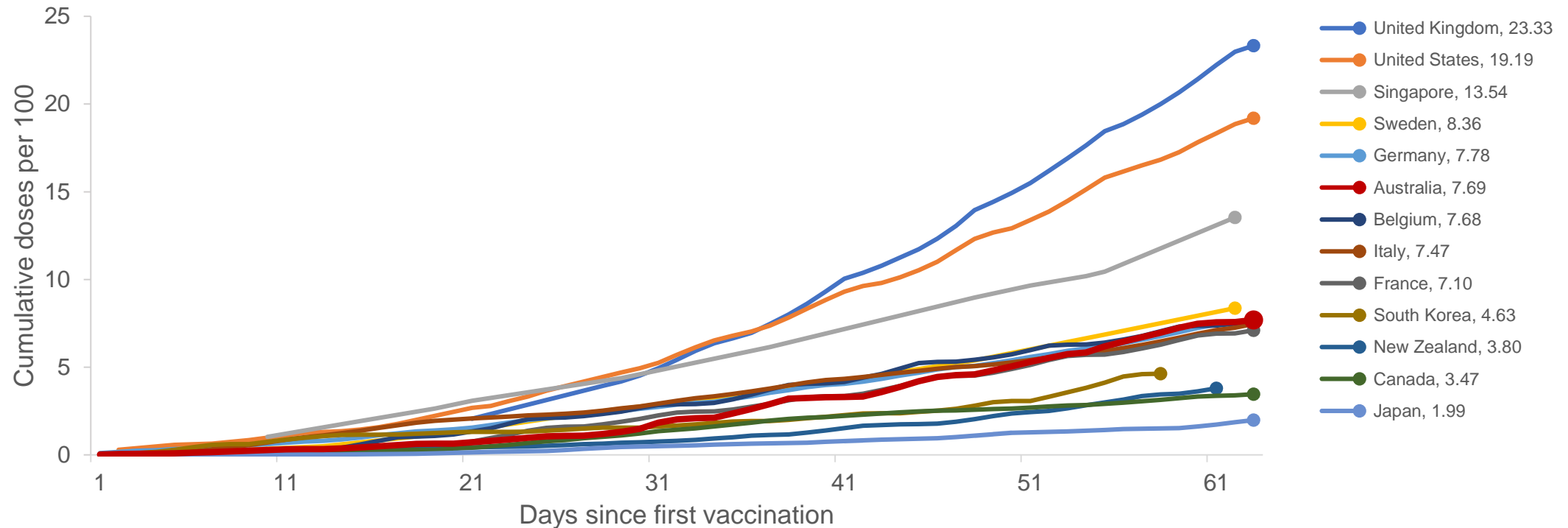
International comparisons at similar rollout stage

Data as at:
26 Apr 2021

Australia's COVID-19
Vaccine Roadmap

Cumulative doses administered (26 April): **1,969,337**

The x-axis is truncated at the length of Australia's vaccination program. Some countries started later and some countries do not have daily data points so the closest day to AUS's we have data for is used.



Source: Department of Health (Australia), Our World in Data (international)
Data as at 26 April

Data as at:
26 Apr 2021

Commonwealth aged care doses administered



Aged care and residential
disability doses administered

131,173

First doses

74,030

Second doses

Residential aged care
facilities

1,514

Sites visited for first doses

878

Sites visited for second doses



205,203

(+3,355 last 24 hours)

Total vaccine doses administered in aged
care and disability facilities as at 26 April

Number of doses administered as part of the Commonwealth aged and disability care rollout

NSW
64,552

(+1,087 last
24 hours)

VIC
40,550

(+1,012 last
24 hours)

QLD
49,693

(+577 last
24 hours)

WA
20,938

(+159 last
24 hours)

TAS
6,868

(+234 last
24 hours)

SA
15,896

(+286 last
24 hours)

ACT
5,403

(+0 last
24 hours)

NT
1,303

(+0 last
24 hours)

Data as at:
26 Apr 2021

Commonwealth primary care doses administered



Primary Care vaccine administration sites*

4,361
GP sites

133
GPRC sites

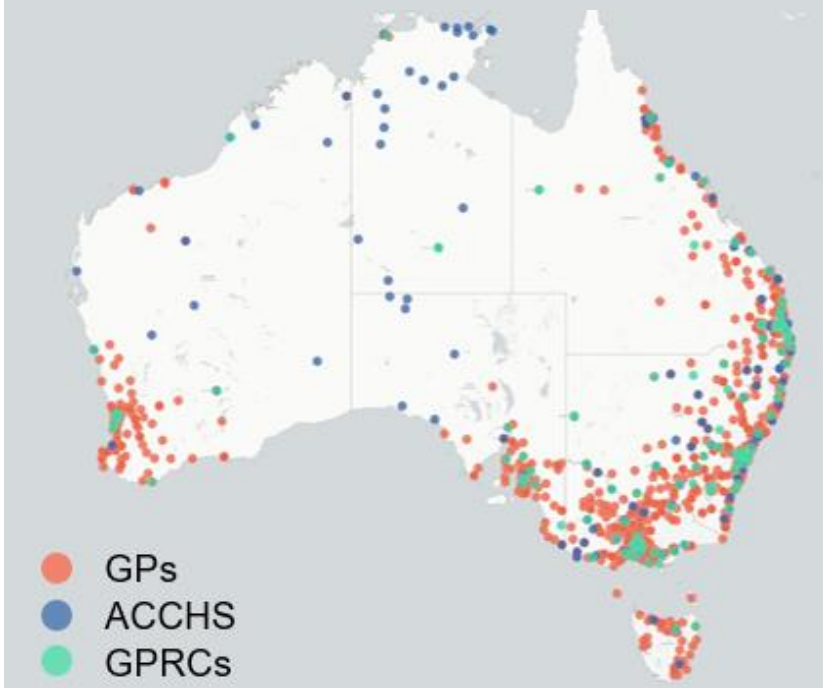
147
ACCHS



1,021,228 (+18,808 last 24 hours)

Total vaccine doses administered in primary care settings as at 26 April

Primary Care vaccine administration sites as at week of 26 April



Number of doses administered as part of the Commonwealth primary care rollout

NSW
328,491
(+9,875 last 24 hours)

VIC
246,991
(+7,457 last 24 hours)

QLD
227,996
(+251 last 24 hours)

WA
90,869
(+268 last 24 hours)

TAS
28,023
(+677 last 24 hours)

SA
75,314
(+256 last 24 hours)

ACT
17,473
(+6 last 24 hours)

NT
6,071
(+18 last 24 hours)

* Updated weekly