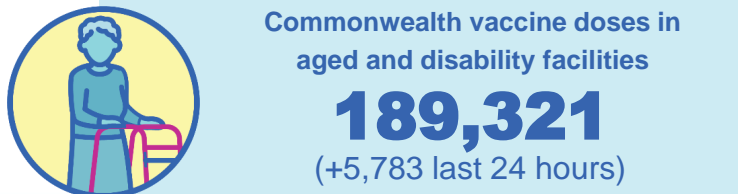
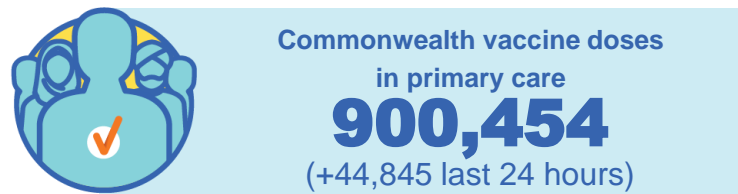
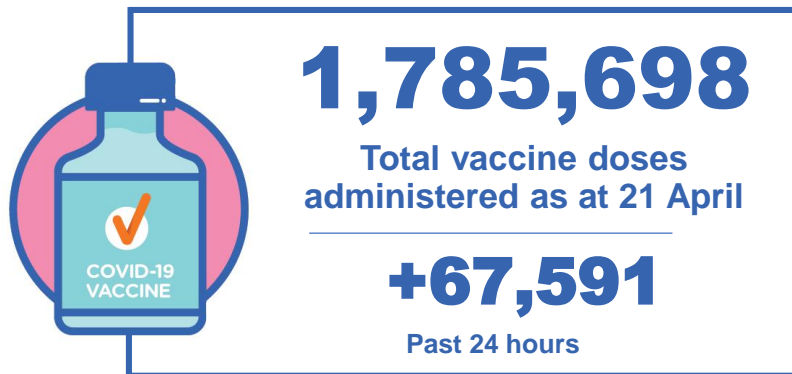


COVID-19 Vaccine Roll-out

22 April 2021

Data as at:
21 Apr 2021

Total vaccine doses



695,923 (+16,963 last 24 hours)

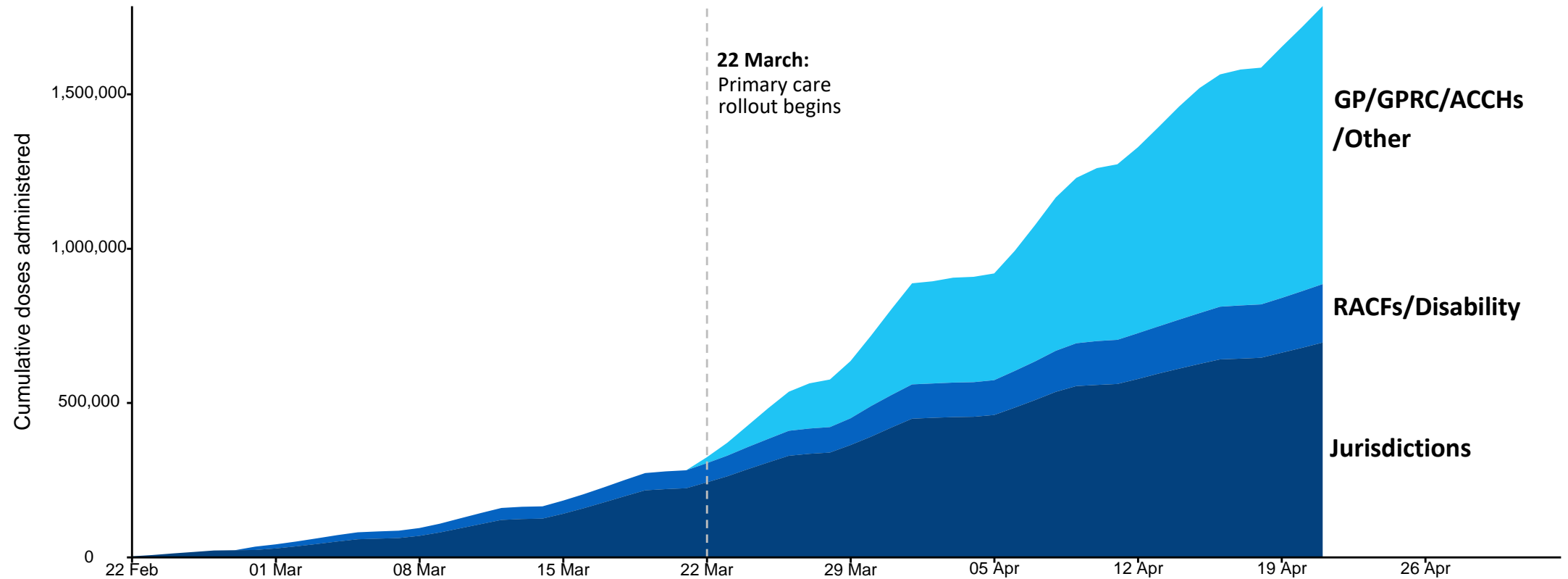
Total vaccine doses administered in State and Territory clinics as at 21 April



Cumulative doses administered by channel

Data as at:
21 Apr 2021

Cumulative doses administered (21 Apr): **1,785,698**



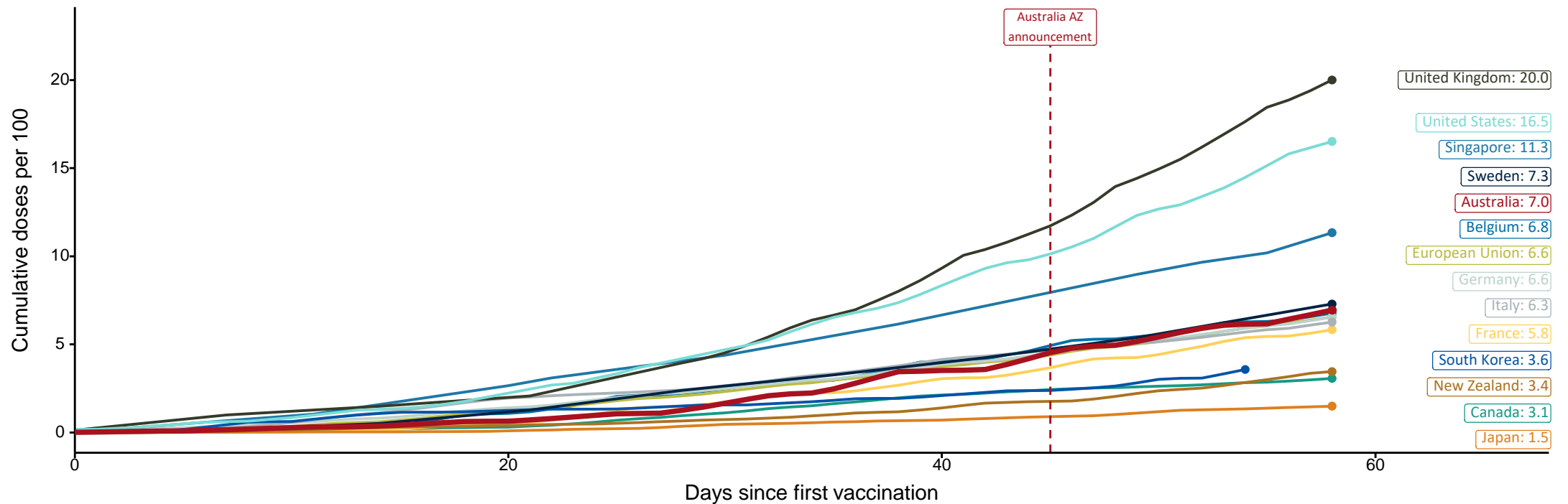
Source: Department of Health
Data as at 21 Apr

International comparisons at equivalent stages of rollout

Data as at:
21 Apr 2021

Cumulative doses administered (21 Apr): **1,785,698**

The x-axis is truncated at the length of Australia's vaccination program. Some countries started later and some countries do not have daily data points so the closest day to AUS's we have data for is used. Israel excluded as it is beyond scale of the graph



Source: Department of Health (Australia), Our World in Data (international)
Latest data: 21 April

Data as at:
21 Apr 2021

Commonwealth aged care doses administered



Aged care and residential
disability doses administered

120,439

First doses

68,882

Second doses

Residential aged care
facilities

1,401

Sites visited for first doses

817

Sites visited for second doses



189,321

(+5,783 last 24 hours)

Total vaccine doses administered in aged
care and disability facilities as at 21 April

Number of doses administered as part of the Commonwealth aged and disability care rollout

NSW
58,163

(+2,206 last
24 hours)

VIC
37,725

(+1,304 last
24 hours)

QLD
45,013

(+1,428 last
24 hours)

WA
20,055

(+270 last
24 hours)

TAS
6,559

(+268 last
24 hours)

SA
15,100

(+307 last
24 hours)

ACT
5,403

(+0 last
24 hours)

NT
1,303

(+0 last
24 hours)

Data as at:
21 Apr 2021

Commonwealth primary care doses administered



Primary Care vaccine administration sites*

4,303
GP sites

132
GPRC sites

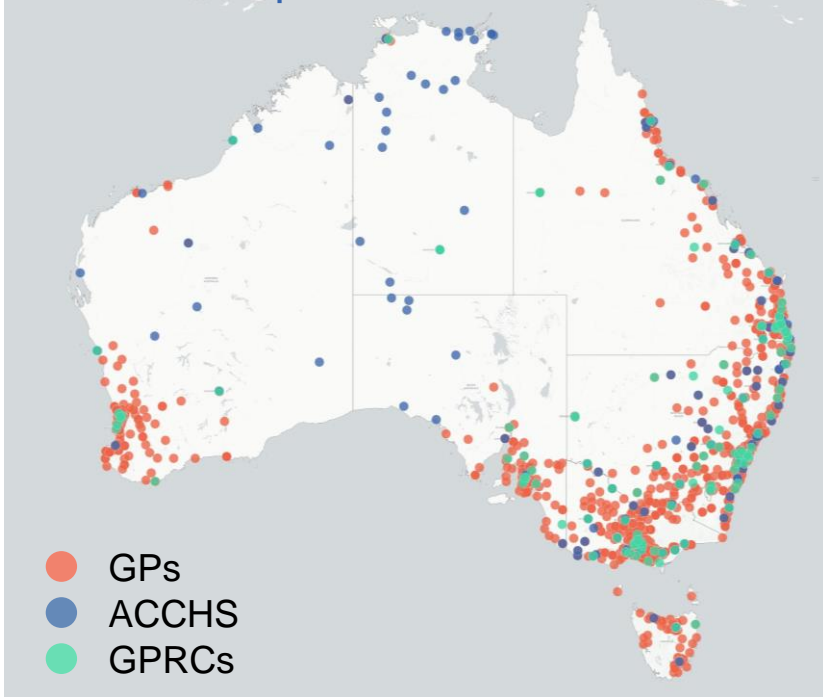
144
ACCHS



900,454 (+44,845 last 24 hours)

Total Commonwealth vaccine doses administered in primary care settings as at 21 April

Primary Care vaccine administration sites as at week of 19 April*



- GPs
- ACCHS
- GPRCs

Number of doses administered as part of the Commonwealth primary care rollout

NSW
287,108
(+15,001 last 24 hours)

VIC
212,714
(+11,114 last 24 hours)

QLD
204,561
(+9,609 last 24 hours)

WA
81,205
(+3,661 last 24 hours)

TAS
25,049
(+1,093 last 24 hours)

SA
68,408
(+3,331 last 24 hours)

ACT
15,869
(+712 last 24 hours)

NT
5,540
(+324 last 24 hours)

* Source: updated weekly