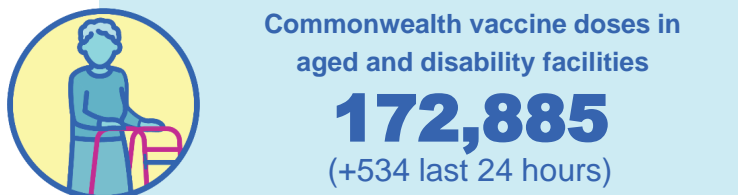
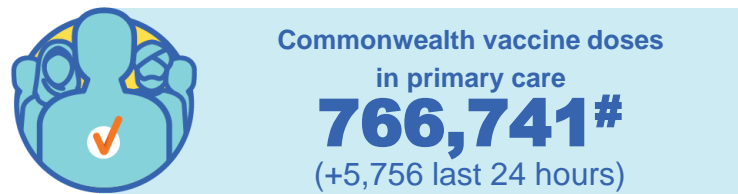
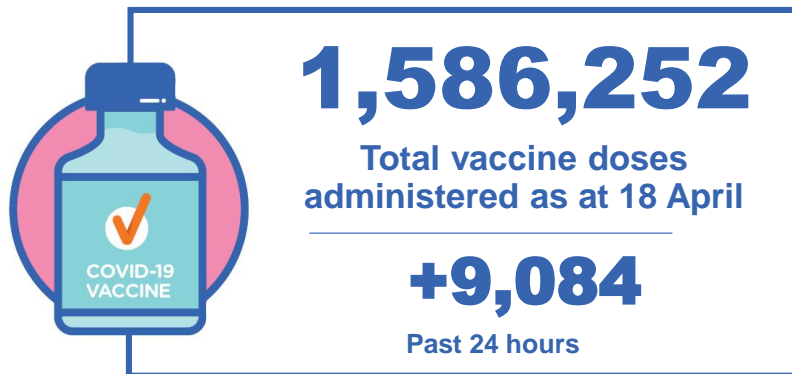


COVID-19 Vaccine Roll-out

19 April 2021

Data as at:
18 Apr 2021

Total vaccine doses



646,626 (+2,794 last 24 hours)

Total vaccine doses administered in State and Territory clinics as at 18 April



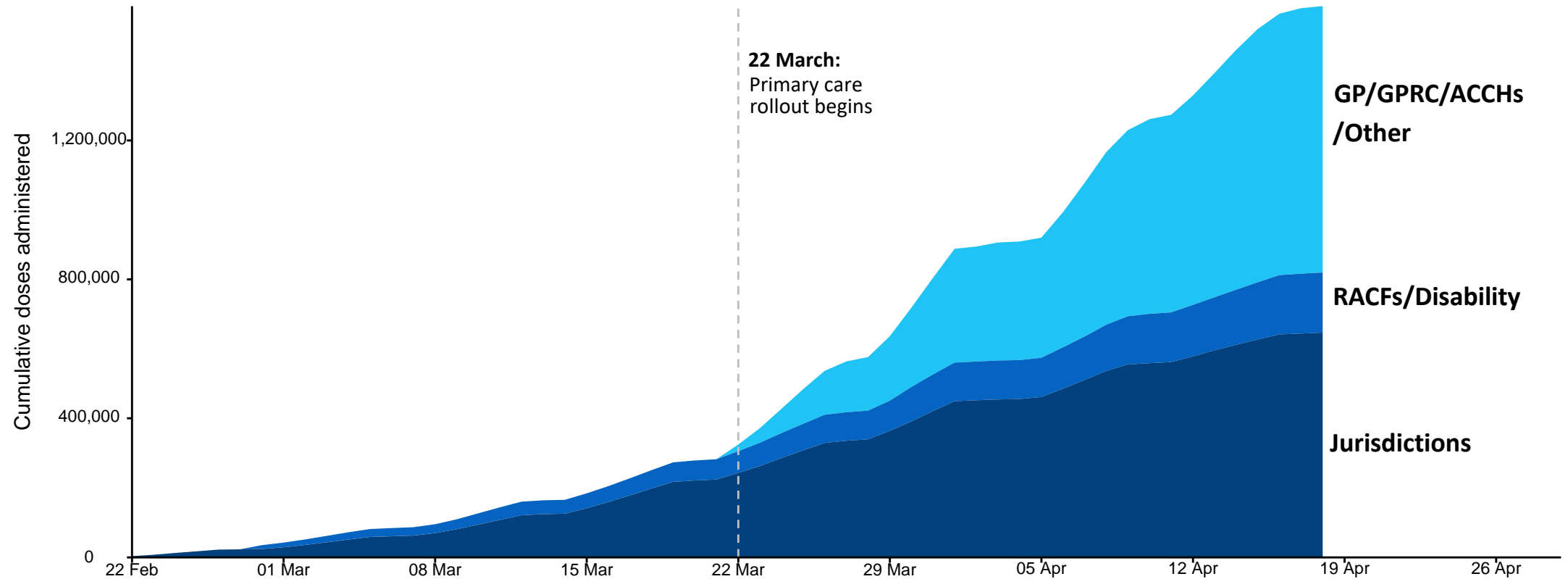
* Source: Australian Immunisation Register and self reported data

Note: A total of 766,741 primary care vaccinations have been undertaken to date. This represents an increase of 86,316 (primary care) from yesterday and includes a data update of 80,560 vaccinations completed before 17 April 2021, and 5,756 reported in the last 24 hours for primary care.

Cumulative doses administered by channel

Data as at:
18 Apr 2021

Cumulative doses administered (18 Apr): **1,586,252**



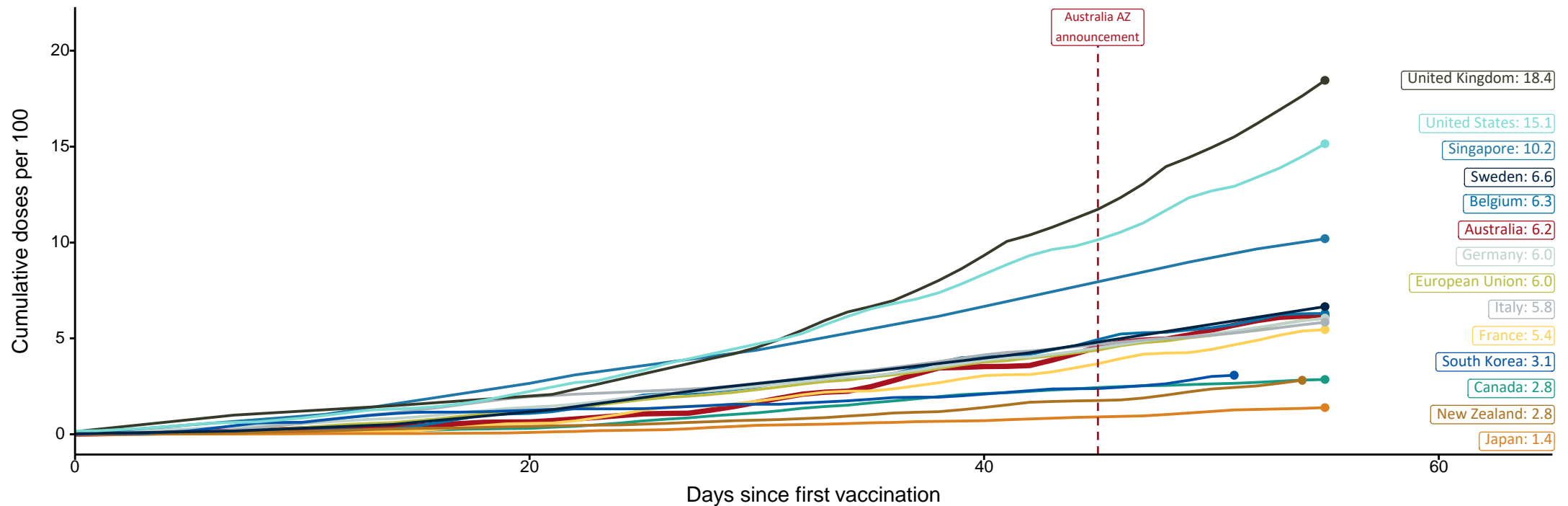
Source: Department of Health
Data as at 18 Apr

International comparisons at equivalent stages of rollout

Data as at: 18 Apr 2021

Cumulative doses administered (18 Apr): **1,586,252**

The x-axis is truncated at the length of Australia's vaccination program. Some countries started later and some countries do not have daily data points so the closest day to AUS's we have data for is used. Israel excluded as it is beyond scale of the graph



Source: Department of Health (Australia), Our World in Data (international)
Latest data: 18 April

Data as at:
18 Apr 2021

Commonwealth aged care doses administered



Aged care and residential
disability doses administered

112,982

First doses

59,903

Second doses

Residential aged care
facilities

1,315

Sites visited for first doses

713

Sites visited for second doses



172,885

(+534 last 24 hours)

Total vaccine doses administered in aged
care and disability facilities as at 18 April

Number of doses administered as part of the Commonwealth aged and disability care rollout

NSW
51,885

(+534 last
24 hours)

VIC
33,924

(+0 last
24 hours)

QLD
41,249

(+0 last
24 hours)

WA
18,722

(+0 last
24 hours)

TAS
6,211

(+0 last
24 hours)

SA
14,188

(+0 last
24 hours)

ACT
5,403

(+0 last
24 hours)

NT
1,303

(+0 last
24 hours)

Data as at:
18 Apr 2021

Commonwealth primary care doses administered



Primary Care vaccine administration sites*

4,303
GP sites

132
GPRC sites

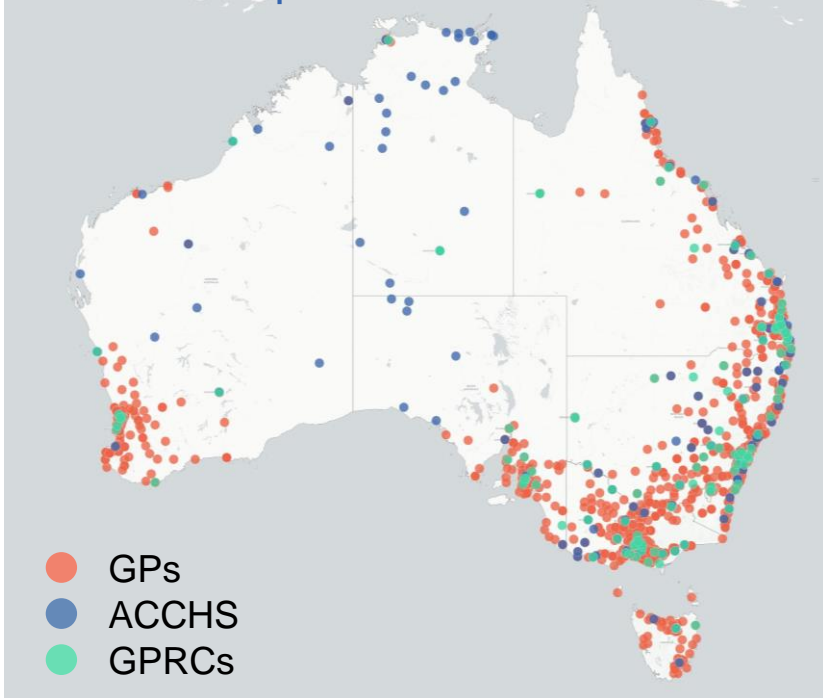
144
ACCHS



766,741# (+5,756 last 24 hours)

Total Commonwealth vaccine doses administered in primary care settings as at 18 April

Primary Care vaccine administration sites as at week of 19 April*



Number of doses administered as part of the Commonwealth primary care rollout

NSW
243,087#
(+1,635 last 24 hours)

VIC
180,581#
(+1,777 last 24 hours)

QLD
176,136#
(+995 last 24 hours)

WA
69,033#
(+619 last 24 hours)

TAS
21,656#
(+160 last 24 hours)

SA
58,323#
(+331 last 24 hours)

ACT
13,248#
(+224 last 24 hours)

NT
4,677#
(+15 last 24 hours)

* Source: updated weekly

Note: A total of 766,741 primary care vaccinations have been undertaken to date. This represents an increase of 86,316 (primary care) from yesterday and includes a data update of 80,560 vaccinations completed before 17 April 2021, and 5,756 reported in the last 24 hours for primary care.

Administration and Utilisation

Doses as at Week 8

	Distributed (including coming weeks)	Available (delivered weeks 1-7, until 11 April)	Administered (weeks 1-8, until 18 April)	Available minus Administered	Estimated Dose Utilisation % (see note)
NSW	292,310	267,740	173,852	93,888	75%
VIC	345,430	267,490	164,045	103,445	71%
QLD	240,020	205,880	122,865	83,015	70%
WA	116,300	106,100	76,244	29,856	82%
SA	111,340	95,080	46,591	48,489	59%
TAS	38,340	32,730	28,933	3,797	98%
NT	26,990	20,310	12,764	7,546	73%
ACT	32,490	24,410	21,332	3,078	97%
Jurisdiction delivered total	1,203,220	1,019,740	646,626	373,114	73%
Commonwealth Aged Care & Disability	184,720	172,885	172,885	-	Fully utilised*
Commonwealth Primary Care	1,617,912	1,255,240	766,741	488,499	71%
Total	3,005,852	2,447,865	1,586,252	861,613	75%

Note:

- Distributed – Total doses delivered per Logistics Provider data.
- Available – Total doses available is stock on hand at sites and is based on Weeks 1-7 deliveries (i.e. does not include those deliveries made in Week 8, which would not have been available for administration).
- Administered – Doses administered as at 18 April 21.
- The dose utilisation is calculated based on the total doses administered and a small % wastage in line with international standards in relation to total available doses.
- For Aged Care & Disability, the doses available for administration is for the full period (Weeks 1-7).
- Fully utilised – Aged Care and Disability have administered all their available doses.