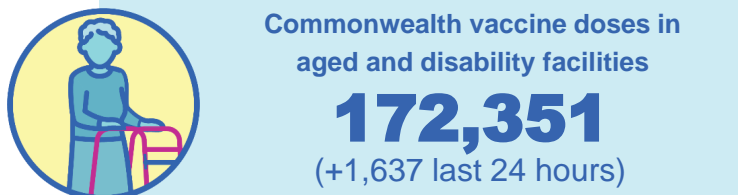
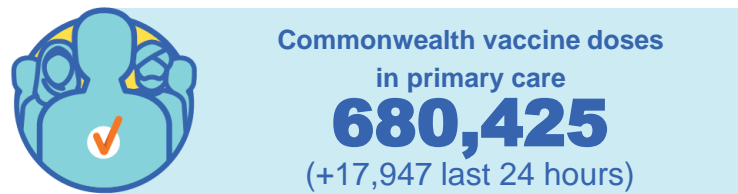
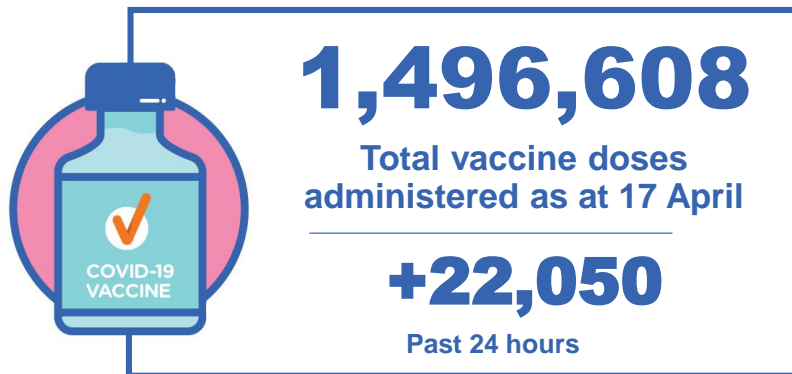


# COVID-19 Vaccine Roll-out

18 April 2021

Data as at:  
17 Apr 2021

# Total vaccine doses



**643,832** (+2,466 last 24 hours)

Total vaccine doses administered in State and Territory clinics as at 17 April



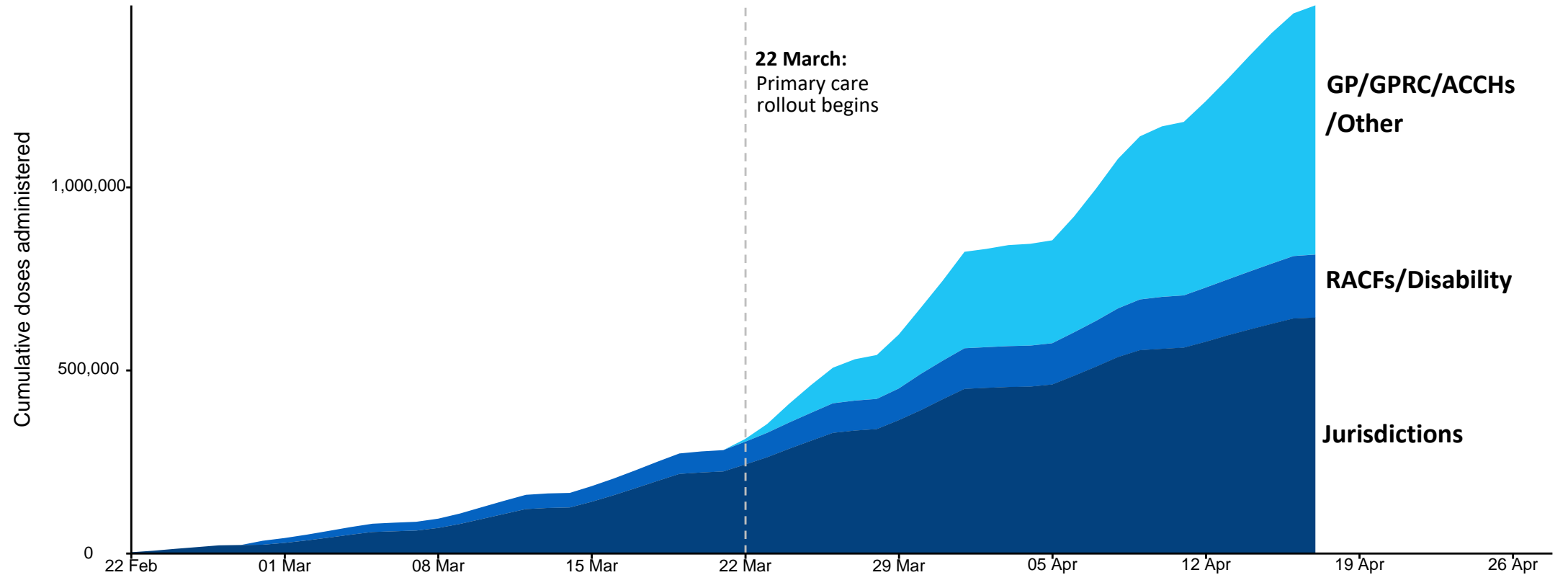
\* Source: Australian Immunisation Register and self reported data

\*\*QLD and NT do not report on Sundays

# Cumulative doses administered by channel

Data as at:  
17 Apr 2021

Cumulative doses administered (17 Apr): **1,496,608**



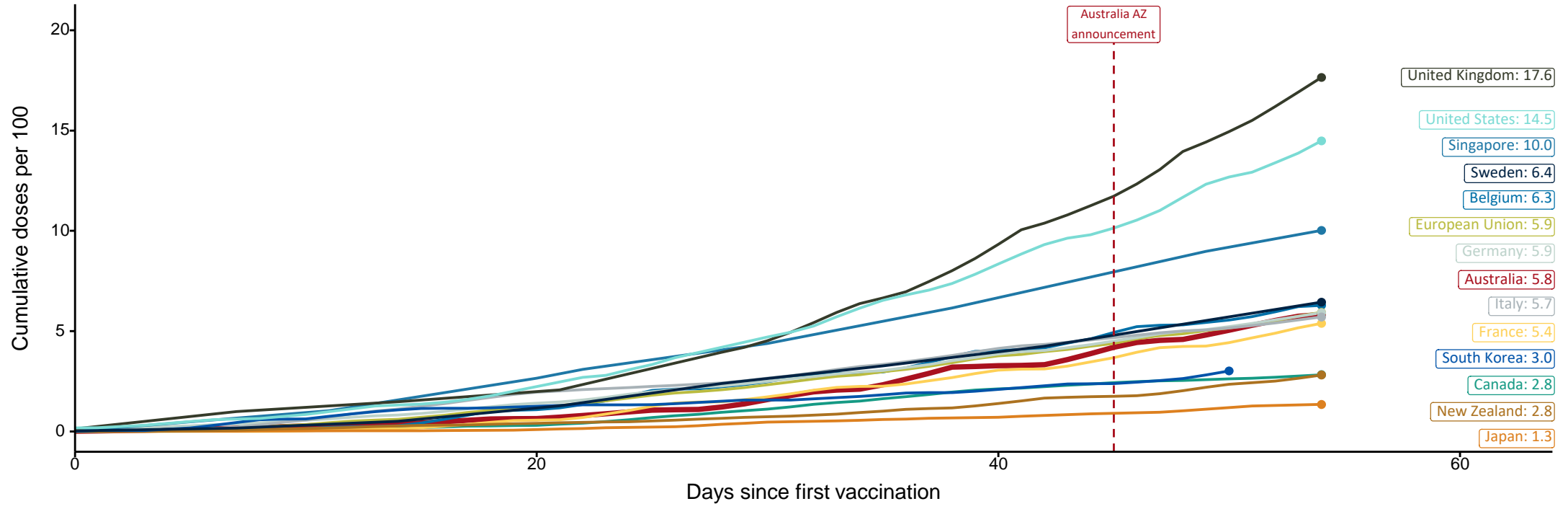
Source: Department of Health  
Data as at 17 Apr

# International comparisons at equivalent stages of rollout

Data as at: 17 Apr 2021

Cumulative doses administered (17 Apr): **1,496,608**

The x-axis is truncated at the length of Australia's vaccination program. Some countries started later and some countries do not have daily data points so the closest day to AUS's we have data for is used. Israel excluded as it is beyond scale of the graph



Source: Department of Health (Australia), Our World in Data (international)  
Latest data: 17 April

Data as at:  
17 Apr 2021

# Commonwealth aged care doses administered



Aged care and residential  
disability doses administered

**112,648**

First doses

**59,703**

Second doses

Residential aged care  
facilities

**1,311**

Sites visited for first doses

**710**

Sites visited for second doses



**172,351**

(+1,637 last 24 hours)

Total vaccine doses administered in aged  
care and disability facilities as at 17 April

Number of doses administered as part of the Commonwealth aged and disability care rollout

**NSW**  
**51,351**

(+1,114 last  
24 hours)

**VIC**  
**33,924**

(+0 last  
24 hours)

**QLD**  
**41,249**

(+523 last  
24 hours)

**WA**  
**18,722**

(+0 last  
24 hours)

**TAS**  
**6,211**

(+0 last  
24 hours)

**SA**  
**14,188**

(+0 last  
24 hours)

**ACT**  
**5,403**

(+0 last  
24 hours)

**NT**  
**1,303**

(+0 last  
24 hours)

# Commonwealth primary care doses administered

Data as at:  
17 Apr 2021



Primary Care vaccine administration sites\*

**4,039**  
GP sites

**132**  
GPRC sites

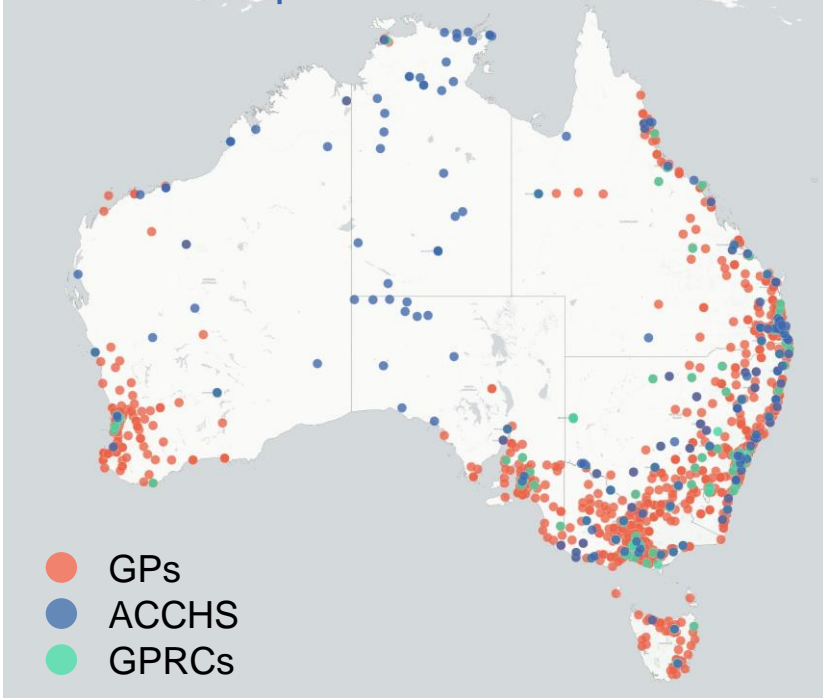
**134**  
ACCHS



**680,425** (+17,947 last 24 hours)

Total Commonwealth vaccine doses administered in primary care settings as at 17 April

Primary Care vaccine administration sites as at week of 12 April\*



Number of doses administered as part of the Commonwealth primary care rollout

**NSW**  
**222,036**  
(+5,179 last 24 hours)

**VIC**  
**163,296**  
(+4,838 last 24 hours)

**QLD**  
**141,289**  
(+2,757 last 24 hours)

**WA**  
**58,134**  
(+2,398 last 24 hours)

**TAS**  
**21,833**  
(+1,019 last 24 hours)

**SA**  
**55,926**  
(+1,067 last 24 hours)

**ACT**  
**13,360**  
(+642 last 24 hours)

**NT**  
**4,551**  
(+47 last 24 hours)

\* Source: updated weekly