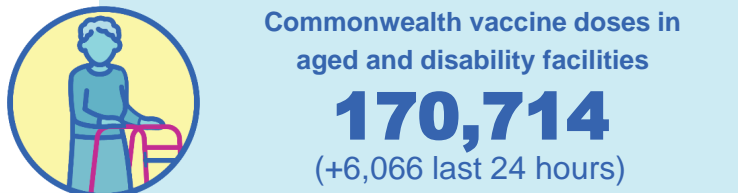
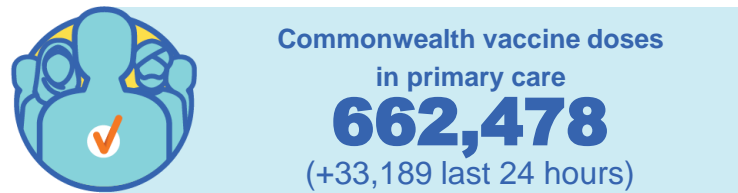
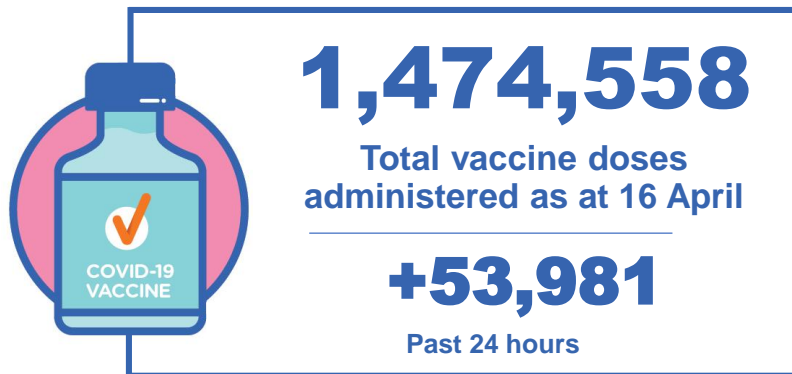


COVID-19 Vaccine Roll-out

17 April 2021

Data as at:
16 Apr 2021

Total vaccine doses



641,366 (+14,726 last 24 hours)

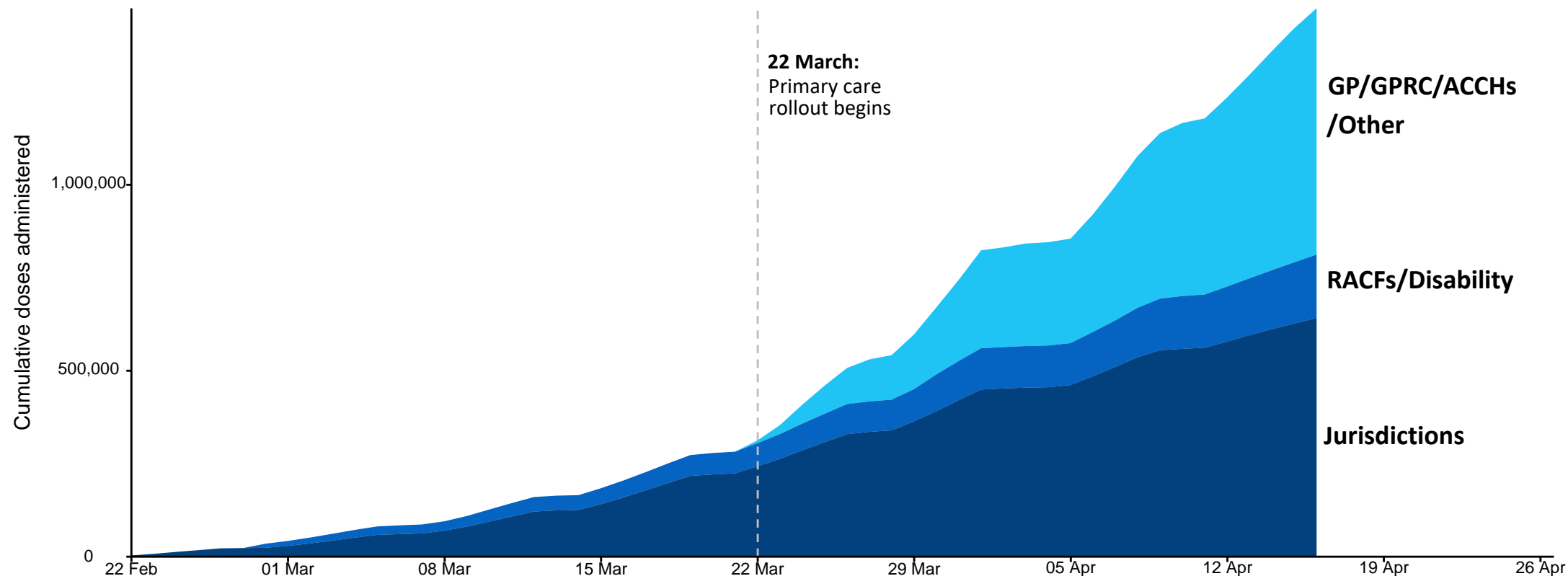
Total vaccine doses administered in State and Territory clinics as at 16 April



Cumulative doses administered by channel

Data as at:
16 Apr 2021

Cumulative doses administered (16 Apr): **1,474,558**



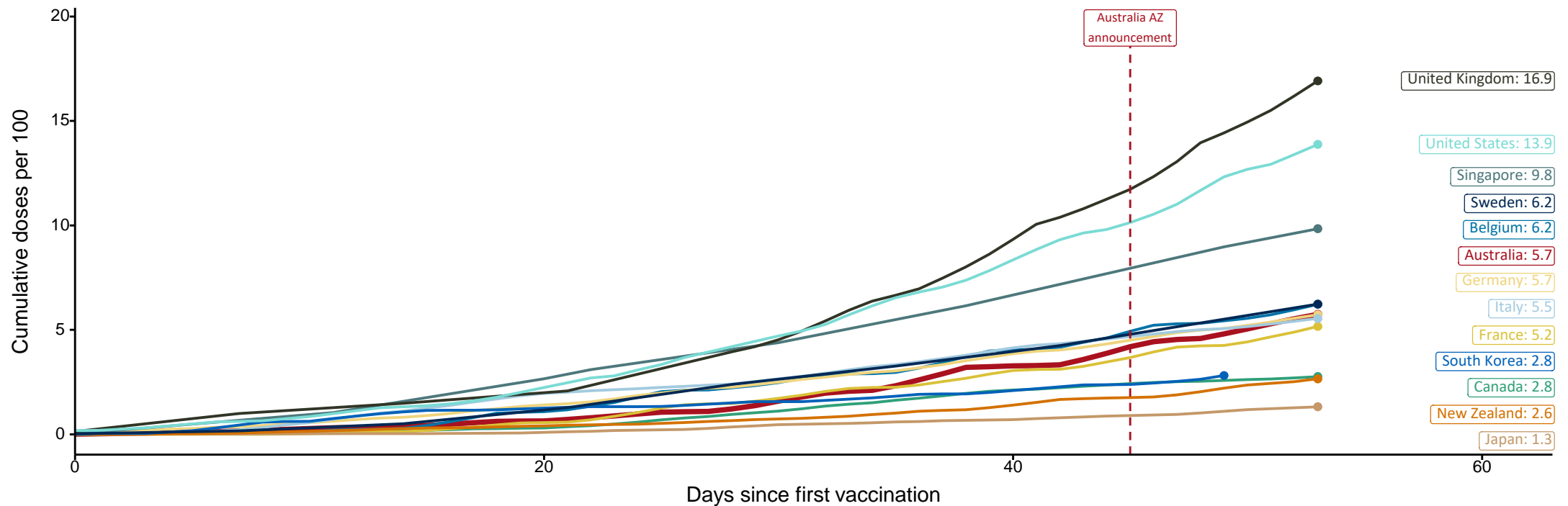
Source: Department of Health
Data as at 16 Apr

International comparisons at equivalent stages of rollout

Data as at: 16 Apr 2021

Cumulative doses administered (16 Apr): **1,474,558**

The x-axis is truncated at the length of Australia's vaccination program. Some countries started later and some countries do not have daily data points so the closest day to AUS's we have data for is used. Israel excluded as it is beyond scale of the graph



Source: Department of Health (Australia), Our World in Data (international)
Latest data: 16 April

Data as at:
16 Apr 2021

Commonwealth aged care doses administered



Aged care and residential
disability doses administered

111,900

First doses

58,814

Second doses

Residential aged care
facilities

1,300

Sites visited for first doses

699

Sites visited for second doses



170,714

(+6,066 last 24 hours)

Total vaccine doses administered in aged
care and disability facilities as at 16 April

Number of doses administered as part of the Commonwealth aged and disability care rollout

NSW
50,237

(+2,635 last
24 hours)

VIC
33,924

(+1,124 last
24 hours)

QLD
40,726

(+1,119 last
24 hours)

WA
18,722

(+690 last
24 hours)

TAS
6,211

(+84 last
24 hours)

SA
14,188

(+377 last
24 hours)

ACT
5,403

(+37 last
24 hours)

NT
1,303

(+0 last
24 hours)

Data as at:
16 Apr 2021

Commonwealth primary care doses administered



Primary Care vaccine administration sites*

4,039
GP sites

132
GPRC sites

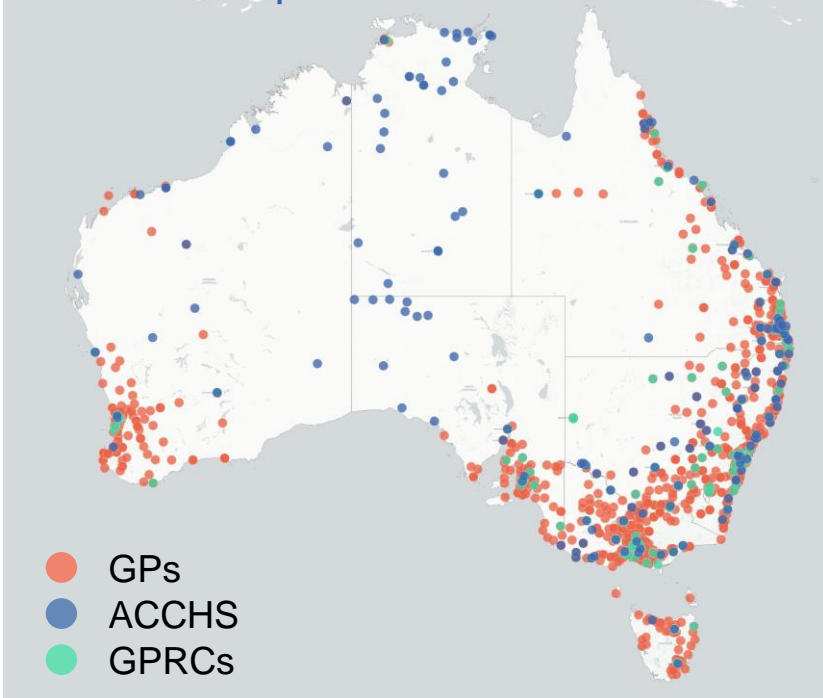
134
ACCHS



662,478 (+33,189 last 24 hours)

Total Commonwealth vaccine doses administered in primary care settings as at 16 April

Primary Care vaccine administration sites as at week of 12 April*



- GPs
- ACCHS
- GPRCs

Number of doses administered as part of the Commonwealth primary care rollout

NSW
216,857
(+11,263 last 24 hours)

VIC
158,458
(+8,275 last 24 hours)

QLD
138,532
(+6,631 last 24 hours)

WA
55,736
(+2,604 last 24 hours)

TAS
20,814
(+903 last 24 hours)

SA
54,859
(+2,715 last 24 hours)

ACT
12,718
(+459 last 24 hours)

NT
4,504
(+339 last 24 hours)

* Source: updated weekly