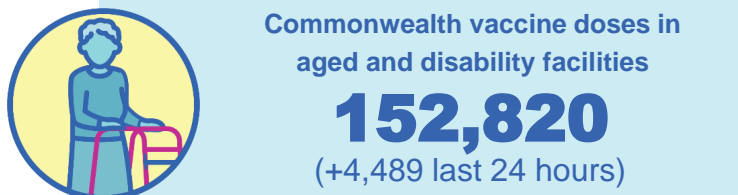
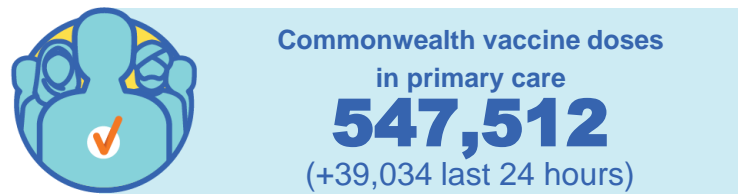
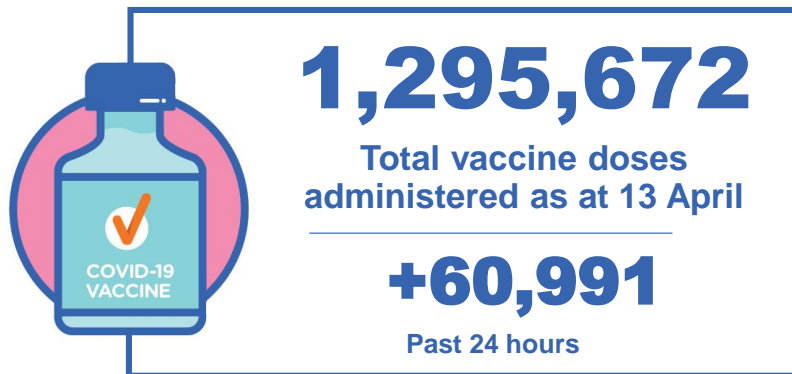


COVID-19 Vaccine Roll-out

14 April 2021

Data as at:
13 Apr 2021

Total vaccine doses



595,340 (+17,468 last 24 hours)

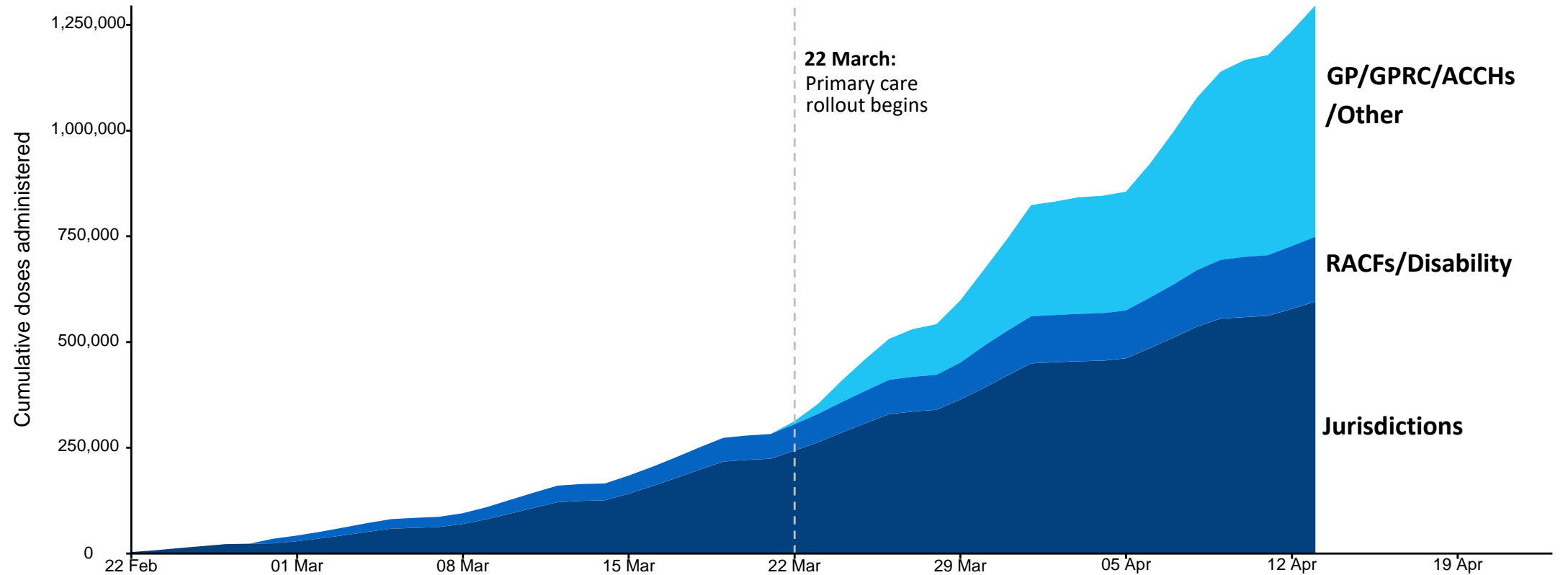
Total vaccine doses administered in State and Territory clinics as at 13 April



Cumulative doses administered by channel

Data as at:
13 Apr 2021

Cumulative doses administered (13 Apr): **1,295,672**



Source: Department of Health
Data as at 13 Apr

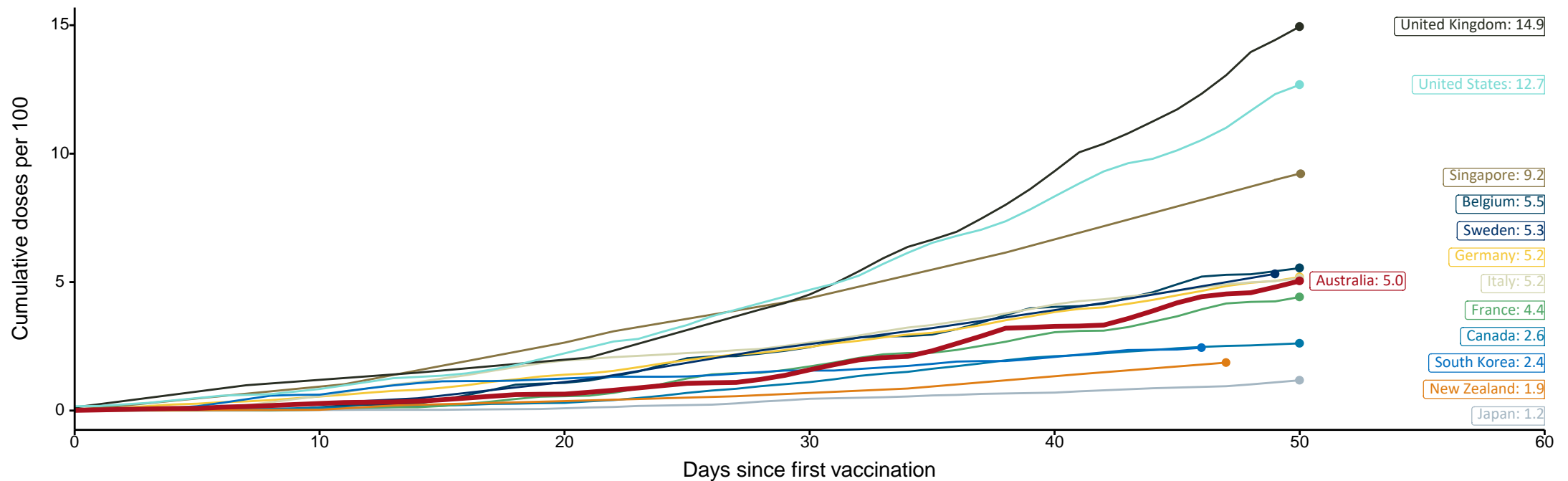
International comparisons at equivalent stages of rollout

Data as at: 13 Apr 2021

Cumulative doses administered (13 Apr): **1,295,672**

The x-axis is truncated at the length of Australia's vaccination program. Some countries started later and some countries do not have daily data points so the closest day to AUS's we have data for is used.

Israel excluded as it is beyond scale of the graph



Source: Department of Health (Australia), Our World in Data (international)
Latest data: 13 April

Data as at:
13 Apr 2021

Commonwealth aged care doses administered



Aged care and residential
disability doses administered

101,461

First doses

51,359

Second doses

Residential aged care
facilities

1,181

Sites visited for first doses

586

Sites visited for second doses



152,820

(+4,489 last 24 hours)

Total vaccine doses administered in aged
care and disability facilities as at 13 April

Number of doses administered as part of the Commonwealth aged and disability care rollout

NSW

43,438

(+2,174 last
24 hours)

VIC

29,914

(+876 last
24 hours)

QLD

36,923

(+305 last
24 hours)

WA

16,932

(+407 last
24 hours)

TAS

5,930

(+356 last
24 hours)

SA

13,052

(+322 last
24 hours)

ACT

5,328

(+49 last
24 hours)

NT

1,303

(+0 last
24 hours)

Commonwealth primary care doses administered

Data as at:
13 Apr 2021



Primary Care vaccine administration sites*

4,039
GP sites

132
GPRC sites

134
ACCHS

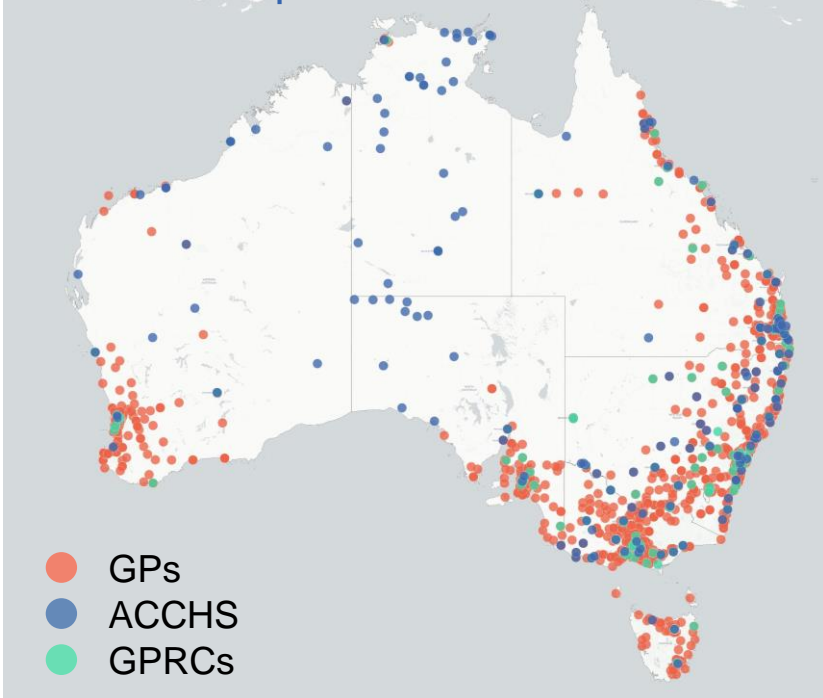


547,512

(+39,034 last 24 hours)

Total Commonwealth vaccine doses administered in primary care settings as at 13 April

Primary Care vaccine administration sites
as at week of 12 April*



Number of doses administered as part of the Commonwealth primary care rollout

NSW
178,612
(+13,864 last 24 hours)

VIC
130,441
(+8,941 last 24 hours)

QLD
114,155
(+8,452 last 24 hours)

WA
46,484
(+3,313 last 24 hours)

TAS
17,919
(+739 last 24 hours)

SA
45,257
(+2,889 last 24 hours)

ACT
10,996
(+577 last 24 hours)

NT
3,648
(+259 last 24 hours)