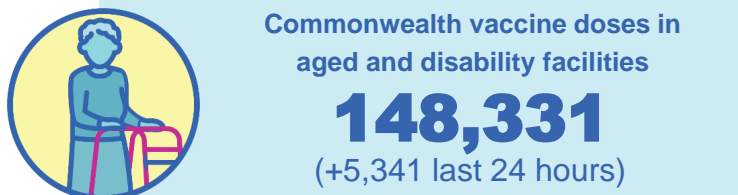
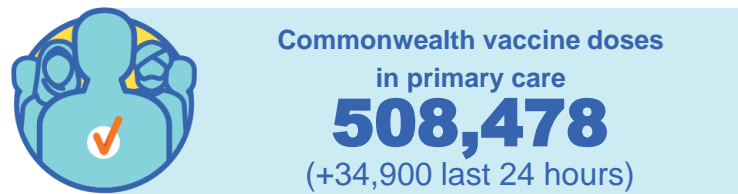
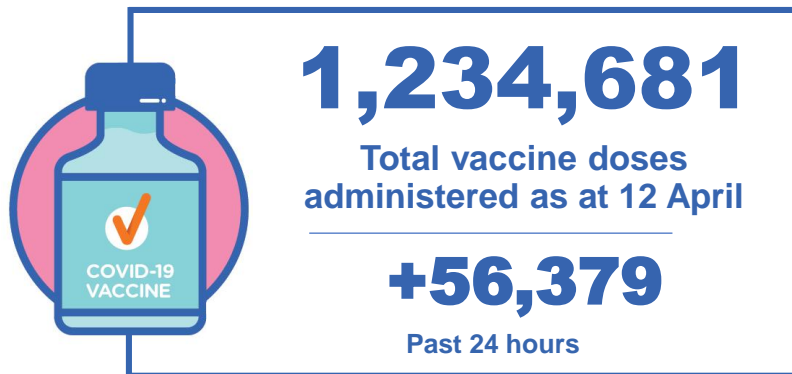


COVID-19 Vaccine Roll-out

13 April 2021

Data as at:
12 Apr 2021

Total vaccine doses



577,872 (+16,138 last 24 hours)

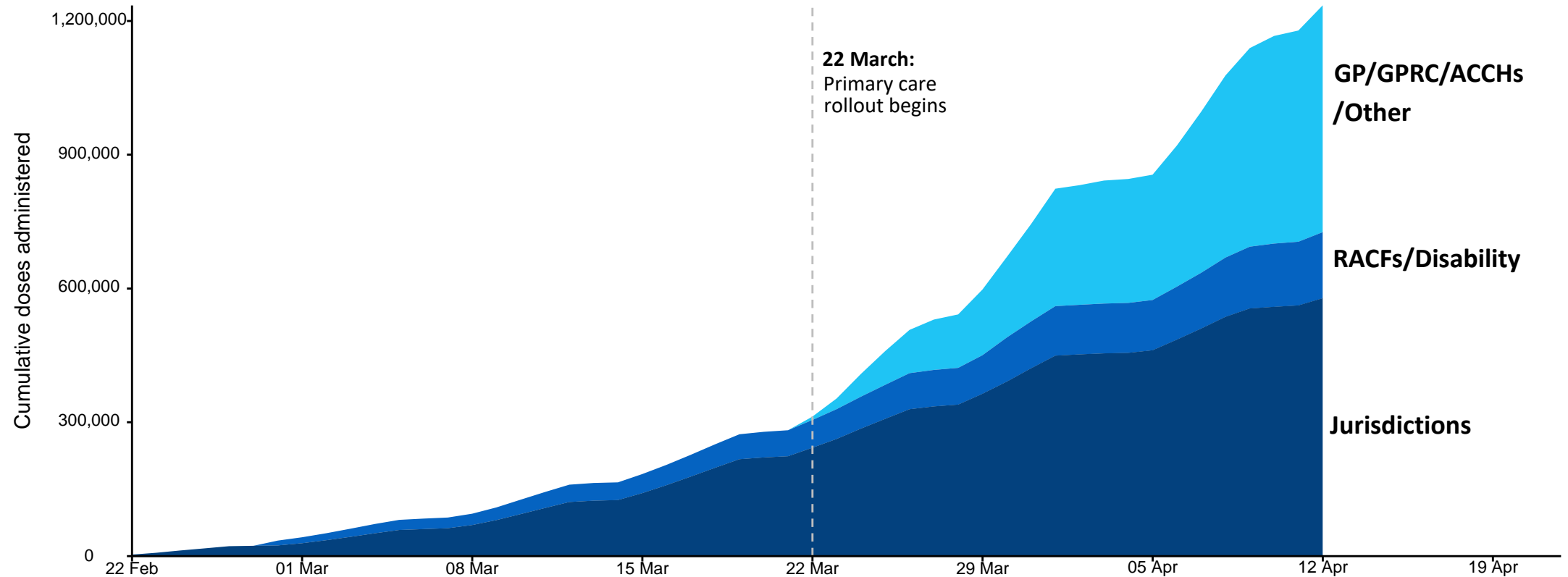
Total vaccine doses administered in State and Territory clinics as at 12 April



Cumulative Doses Administered by Channel

Data as at:
12 Apr 2021

Cumulative doses administered (12 Apr): **1,234,681**



Source: Department of Health
Data as at 12 Apr

International comparisons at equivalent stage of rollout

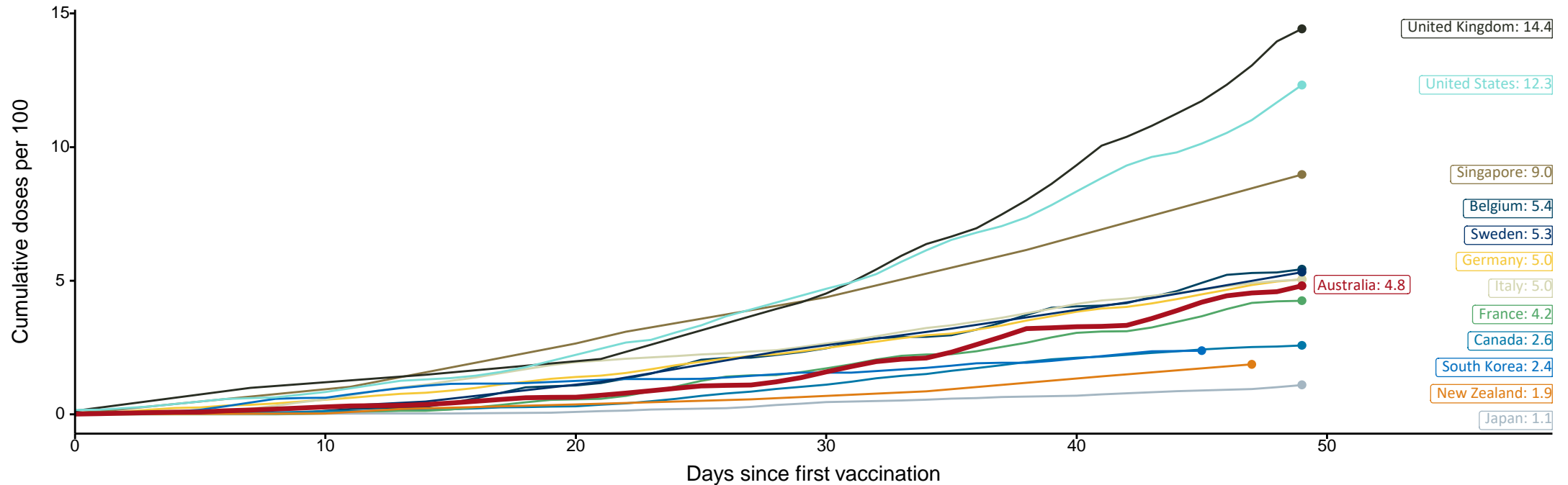
Data as at:
12 Apr 2021

Australia's COVID-19
Vaccine Roadmap

Cumulative doses administered (12 Apr): **1,234,681**

The x-axis is truncated at the length of Australia's vaccination program. Some countries started later and some countries do not have daily data points so the closest day to AUS's we have data for is used.

Israel excluded as it is beyond scale of the graph



Source: Department of Health (Australia), Our World in Data (international)
Latest data: 12 April

Data as at:
12 Apr 2021

Commonwealth aged care doses administered



Aged care and residential
disability doses administered

98,929

First doses

49,402

Second doses

Residential aged care
facilities

1,152

Sites visited for first doses

555

Sites visited for second doses



148,331

(+5,341 last 24 hours)

Total vaccine doses administered in aged
care and disability facilities as at 12 April

Number of doses administered as part of the Commonwealth aged and disability care rollout

NSW

41,264

(+1,477 last
24 hours)

VIC

29,038

(+988 last
24 hours)

QLD

36,618

(+1,762 last
24 hours)

WA

16,525

(+686 last
24 hours)

TAS

5,574

(+54 last
24 hours)

SA

12,730

(+281 last
24 hours)

ACT

5,279

(+93 last
24 hours)

NT

1,303

(+0 last
24 hours)

Commonwealth primary care doses administered

Data as at:
12 Apr 2021



Primary Care vaccine administration sites*

4,039
GP sites

132
GPRC sites

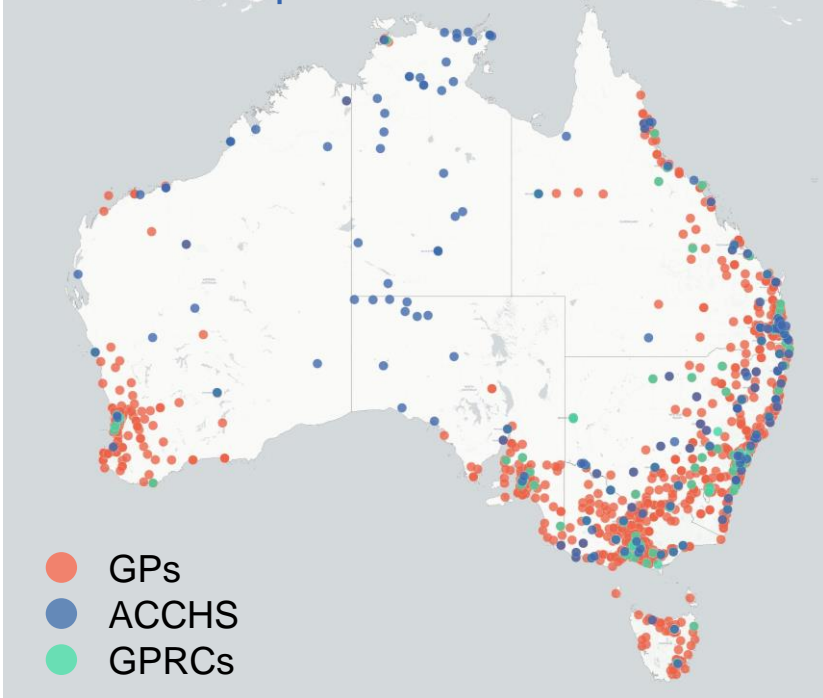
134
ACCHS



508,478 (+34,900 last 24 hours)

Total Commonwealth vaccine doses administered in primary care settings as at 12 April

Primary Care vaccine administration sites as at week of 12 April*



Number of doses administered as part of the Commonwealth primary care rollout

NSW
164,748
(+11,752 last 24 hours)

VIC
121,500
(+8,628 last 24 hours)

QLD
105,703
(+6,619 last 24 hours)

WA
43,171
(+3,384 last 24 hours)

TAS
17,180
(+872 last 24 hours)

SA
42,368
(+2,711 last 24 hours)

ACT
10,419
(+690 last 24 hours)

NT
3,389
(+244 last 24 hours)

* Source: updated weekly