



CURRENT STATUS OF CONFIRMED CASES

29,252

Total cases

909

Total deaths

153

Active cases

2

CURRENT CASES
INTENSIVE CARE UNITS (ICU)

ACT	NSW	NT	QLD	SA	TAS	VIC	WA
0	0	0	2	0	0	0	0

75

CURRENT CASES
ADMITTED TO HOSPITALS

ACT	NSW	NT	QLD	SA	TAS	VIC	WA
0	4	0	71	0	0	0	0

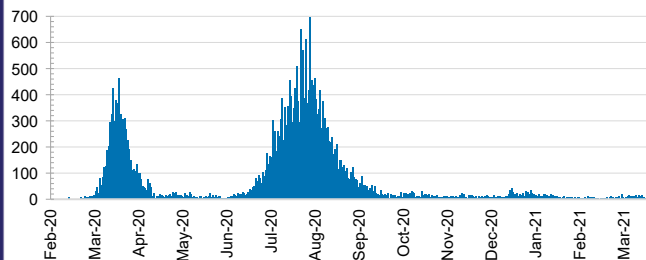
15,403,078

0.2% POSITIVE

TOTAL TESTS
CONDUCTED

ACT	NSW	NT	QLD
184,456	5,308,307	146,727	2,124,687
POSITIVE	POSITIVE	POSITIVE	POSITIVE
0.1%	0.1%	0.1%	0.1%
SA	TAS	VIC	WA
1,161,382	189,231	5,357,113	931,175
POSITIVE	POSITIVE	POSITIVE	POSITIVE
0.1%	0.1%	0.4%	0.1%

DAILY NUMBER OF REPORTED CASES

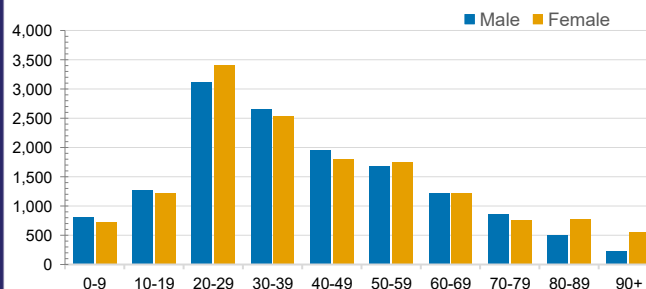


CASES IN AGED CARE SERVICES

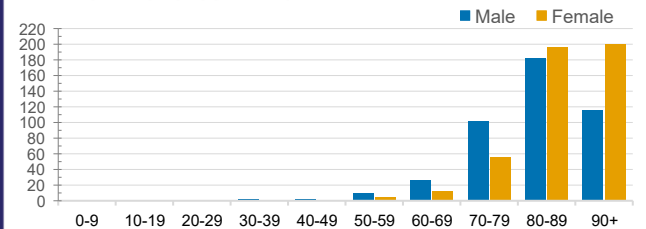
Confirmed Cases	Australia	ACT	NSW	NT	QLD	SA	TAS	VIC	WA
Residential Care Recipients	2051 [1366] (685)	0	61 [33] (28)	0	1 (1)	0	1 (1)	1988 [1333] (655)	0
In Home Care Recipients	81 [73] (8)	0	13 [13] (0)	0	8 [8] (0)	1 [1] (0)	5 [3] (2)	53 [48] (5)	1 (1)

Cases in care recipients [recovered] (deaths)

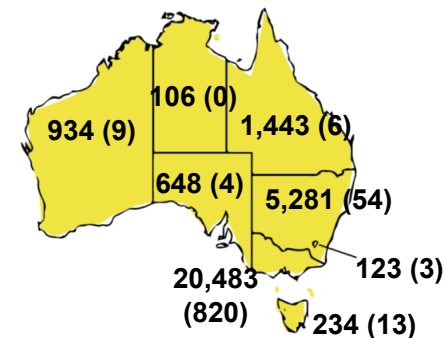
CASES BY AGE GROUP AND SEX



DEATHS BY AGE GROUP AND SEX

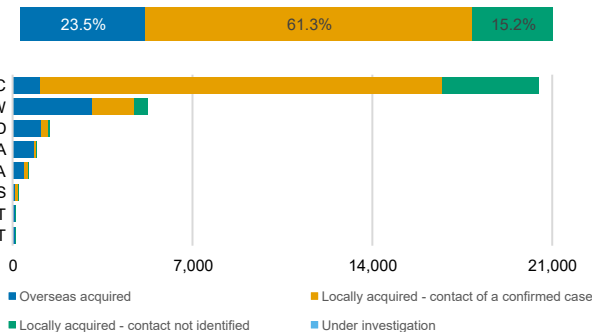


CASES (DEATHS) BY STATE AND TERRITORIES



CASES BY SOURCE OF INFECTION

Australia (% of all confirmed cases)



PUBLIC HEALTH RESPONSE MEASURE

Proportion of total cases under investigation

