



CURRENT STATUS OF CONFIRMED CASES

29,137

Total cases

909

Total deaths

113

Active cases

0

CURRENT CASES
INTENSIVE CARE UNITS (ICU)

ACT	NSW	NT	QLD	SA	TAS	VIC	WA
0	0	0	0	0	0	0	0

43

CURRENT CASES
ADMITTED TO HOSPITALS

ACT	NSW	NT	QLD	SA	TAS	VIC	WA
0	5	0	38	0	0	0	0

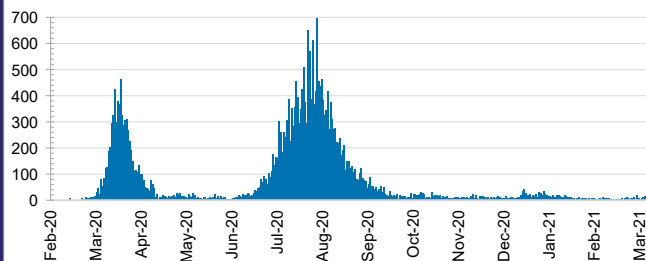
14,967,447

0.2% POSITIVE

TOTAL TESTS
CONDUCTED

ACT	NSW	NT	QLD
180,278	5,187,869	137,546	2,049,862
POSITIVE	POSITIVE	POSITIVE	POSITIVE
0.1%	0.1%	0.1%	0.1%
SA	TAS	VIC	WA
1,132,925	182,369	5,189,233	907,365
POSITIVE	POSITIVE	POSITIVE	POSITIVE
0.1%	0.1%	0.4%	0.1%

DAILY NUMBER OF REPORTED CASES

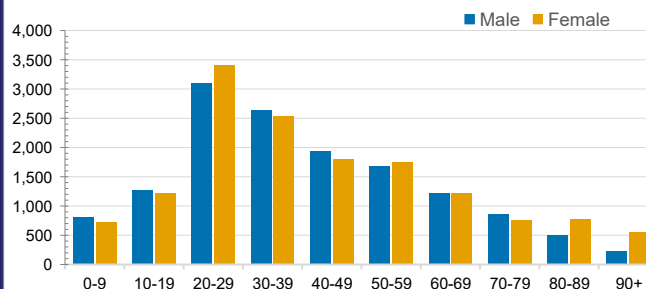


CASES IN AGED CARE SERVICES

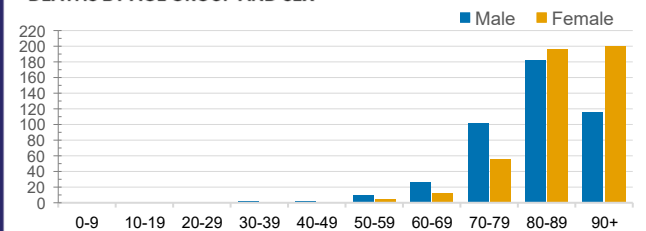
Confirmed Cases	Australia	ACT	NSW	NT	QLD	SA	TAS	VIC	WA
Residential Care Recipients	2051 [1366] (685)	0	61 [33] (28)	0	1 (1)	0	1 (1)	1988 [1333] (655)	0
In Home Care Recipients	81 [73] (8)	0	13 [13] (0)	0	8 [8] (0)	1 [1] (0)	5 [3] (2)	53 [48] (5)	1 (1)

Cases in care recipients [recovered] (deaths)

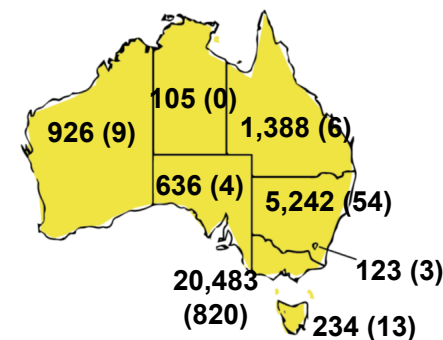
CASES BY AGE GROUP AND SEX



DEATHS BY AGE GROUP AND SEX

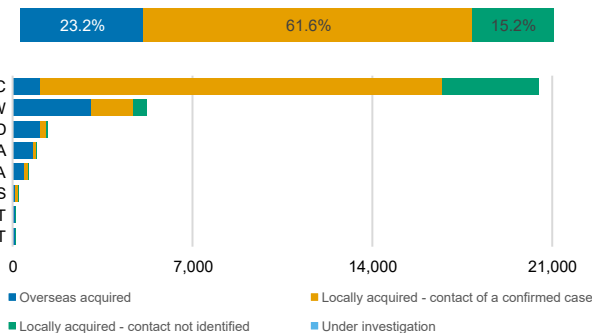


CASES (DEATHS) BY STATE AND TERRITORIES



CASES BY SOURCE OF INFECTION

Australia (% of all confirmed cases)



PUBLIC HEALTH RESPONSE MEASURE

Proportion of total cases under investigation

