



#### CURRENT STATUS OF CONFIRMED CASES

28,811

Total cases

909

Total deaths

66

Active cases

0

CURRENT CASES  
INTENSIVE CARE UNITS (ICU)

ACT	NSW	NT	QLD	SA	TAS	VIC	WA
0	0	0	0	0	0	0	0

14

CURRENT CASES  
ADMITTED TO HOSPITALS

ACT	NSW	NT	QLD	SA	TAS	VIC	WA
0	2	5	7	0	0	0	0

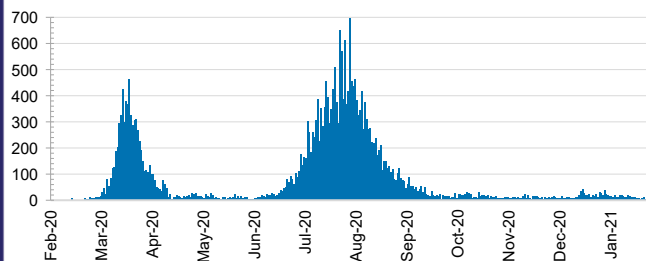
12,951,776

0.2% POSITIVE

TOTAL TESTS  
CONDUCTED

ACT	NSW	NT	QLD
155,768	4,629,852	101,772	1,764,500
POSITIVE	POSITIVE	POSITIVE	POSITIVE
0.1%	0.1%	0.1%	0.1%
SA	TAS	VIC	WA
961,700	159,086	4,457,139	721,959
POSITIVE	POSITIVE	POSITIVE	POSITIVE
0.1%	0.1%	0.5%	0.1%

#### DAILY NUMBER OF REPORTED CASES

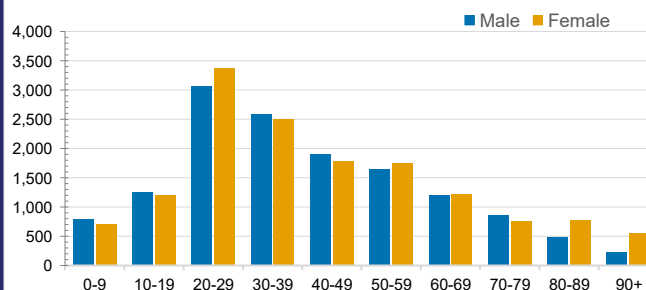


#### CASES IN AGED CARE SERVICES

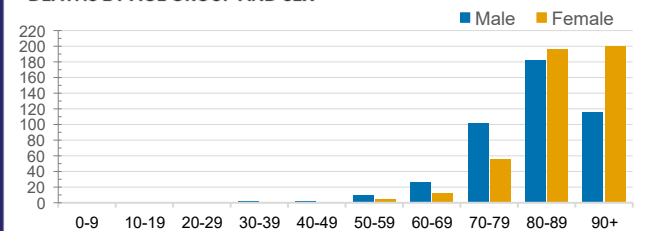
Confirmed Cases	Australia	ACT	NSW	NT	QLD	SA	TAS	VIC	WA
Residential Care Recipients	2051 [1366] (685)	0	61 [33] (28)	0	1 (1)	0	1 (1)	1988 [1333] (655)	0
In Home Care Recipients	81 [73] (8)	0	13 [13]	0	8 [8]	1 [1]	5 [3] (2)	53 [48] (5)	1 (1)

Cases in care recipients [recovered] (deaths)

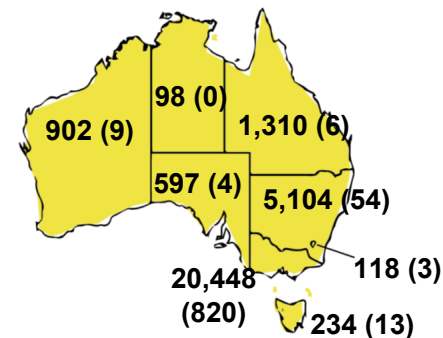
#### CASES BY AGE GROUP AND SEX



#### DEATHS BY AGE GROUP AND SEX

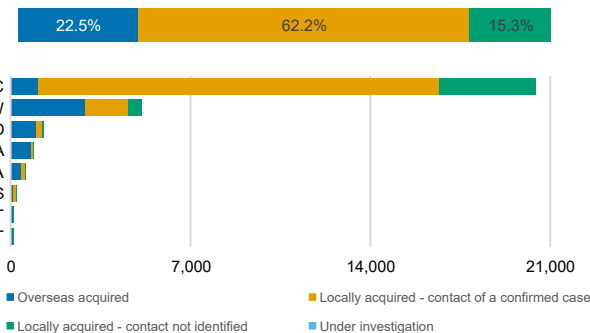


#### CASES (DEATHS) BY STATE AND TERRITORIES



#### CASES BY SOURCE OF INFECTION

Australia (% of all confirmed cases)



#### PUBLIC HEALTH RESPONSE MEASURE

Proportion of total cases under investigation

