



### CURRENT STATUS OF CONFIRMED CASES

28,930

Total cases

909

Total deaths

40

Active cases

0

CURRENT CASES  
INTENSIVE CARE UNITS (ICU)

ACT	NSW	NT	QLD	SA	TAS	VIC	WA
0	0	0	0	0	0	0	0

11

CURRENT CASES  
ADMITTED TO HOSPITALS

ACT	NSW	NT	QLD	SA	TAS	VIC	WA
0	1	3	6	0	0	1	0

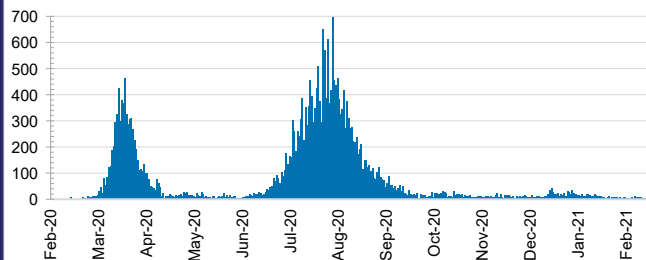
14,090,307

0.2% POSITIVE

TOTAL TESTS  
CONDUCTED

ACT	NSW	NT	QLD
168,443	4,926,267	118,981	1,912,189
POSITIVE	POSITIVE	POSITIVE	POSITIVE
0.1%	0.1%	0.1%	0.1%
SA	TAS	VIC	WA
1,069,938	170,421	4,870,358	853,710
POSITIVE	POSITIVE	POSITIVE	POSITIVE
0.1%	0.1%	0.4%	0.1%

### DAILY NUMBER OF REPORTED CASES

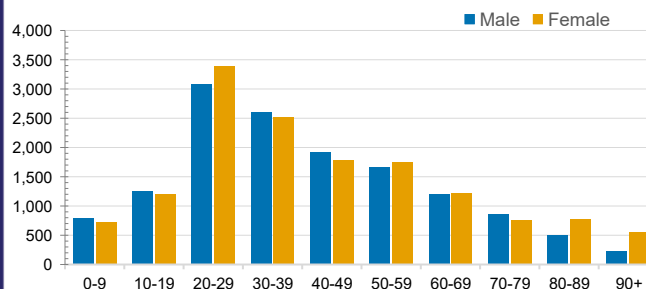


### CASES IN AGED CARE SERVICES

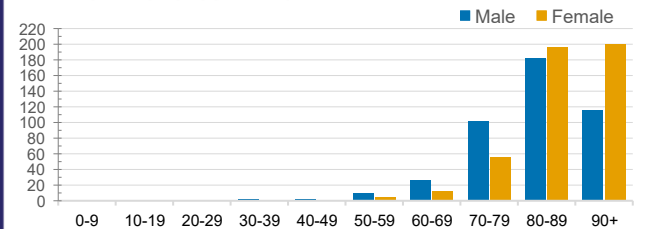
Confirmed Cases	Australia	ACT	NSW	NT	QLD	SA	TAS	VIC	WA
Residential Care Recipients	2051 [1366] (685)	0	61 [33] (28)	0	1 (1)	0	1 (1)	1988 [1333] (655)	0
In Home Care Recipients	81 [73] (8)	0	13 [13]	0	8 [8]	1 [1]	5 [3] (2)	53 [48] (5)	1 (1)

Cases in care recipients [recovered] (deaths)

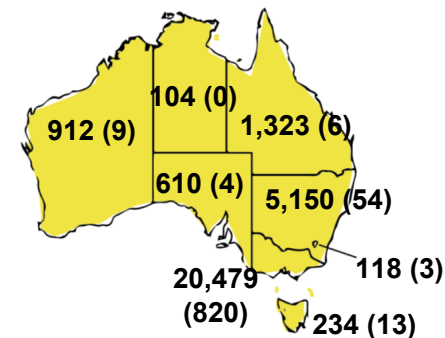
### CASES BY AGE GROUP AND SEX



### DEATHS BY AGE GROUP AND SEX

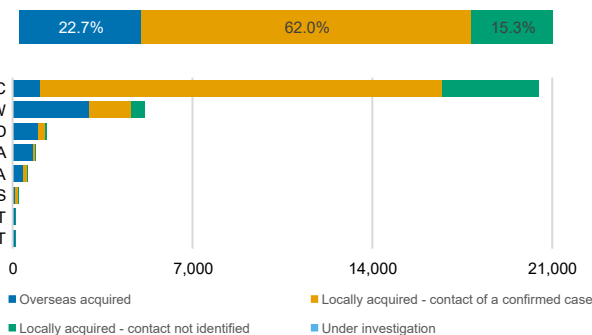


### CASES (DEATHS) BY STATE AND TERRITORIES



### CASES BY SOURCE OF INFECTION

Australia (% of all confirmed cases)



### PUBLIC HEALTH RESPONSE MEASURE

Proportion of total cases under investigation

