



CURRENT STATUS OF CONFIRMED CASES

28,786

Total cases

909

Total deaths

106

Active cases

0

CURRENT CASES
INTENSIVE CARE UNITS (ICU)

| ACT | NSW | NT | QLD | SA | TAS | VIC | WA |
|-----|-----|----|-----|----|-----|-----|----|
| 0 | 0 | 0 | 0 | 0 | 0 | 0 | 0 |

21

CURRENT CASES
ADMITTED TO HOSPITALS

| ACT | NSW | NT | QLD | SA | TAS | VIC | WA |
|-----|-----|----|-----|----|-----|-----|----|
| 0 | 3 | 5 | 13 | 0 | 0 | 0 | 0 |

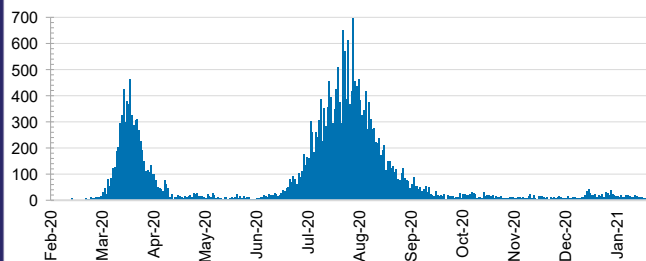
12,814,349

0.2% POSITIVE

TOTAL TESTS
CONDUCTED

| ACT | NSW | NT | QLD |
|----------|-----------|-----------|-----------|
| 154,559 | 4,590,831 | 99,321 | 1,740,651 |
| POSITIVE | POSITIVE | POSITIVE | POSITIVE |
| 0.1% | 0.1% | 0.1% | 0.1% |
| SA | TAS | VIC | WA |
| 950,101 | 157,749 | 4,402,716 | 718,421 |
| POSITIVE | POSITIVE | POSITIVE | POSITIVE |
| 0.1% | 0.1% | 0.5% | 0.1% |

DAILY NUMBER OF REPORTED CASES

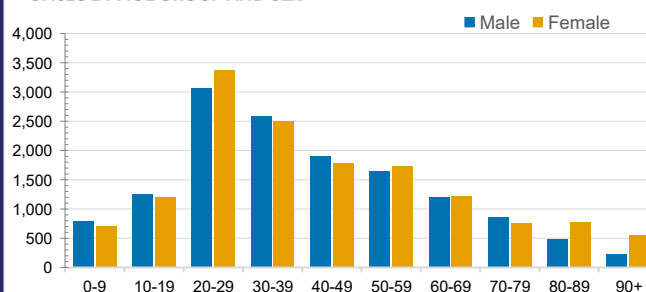


CASES IN AGED CARE SERVICES

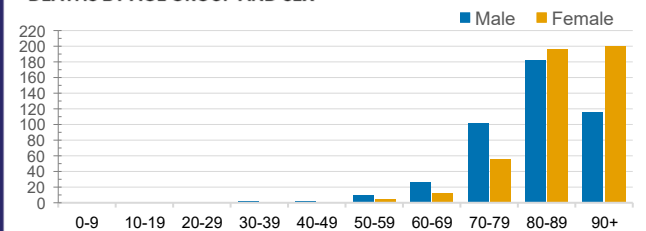
| Confirmed Cases | Australia | ACT | NSW | NT | QLD | SA | TAS | VIC | WA |
|-----------------------------|-------------------|-----|--------------|----|-------|-------|-----------|-------------------|-------|
| Residential Care Recipients | 2051 [1366] (685) | 0 | 61 [33] (28) | 0 | 1 (1) | 0 | 1 (1) | 1988 [1333] (655) | 0 |
| In Home Care Recipients | 81 [73] (8) | 0 | 13 [13] | 0 | 8 [8] | 1 [1] | 5 [3] (2) | 53 [48] (5) | 1 (1) |

Cases in care recipients [recovered] (deaths)

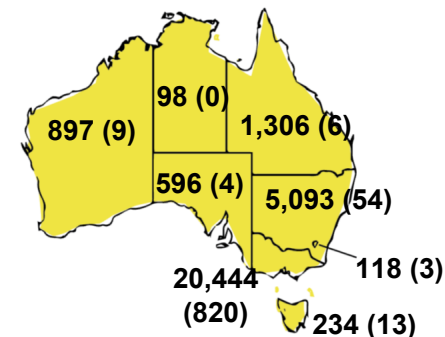
CASES BY AGE GROUP AND SEX



DEATHS BY AGE GROUP AND SEX

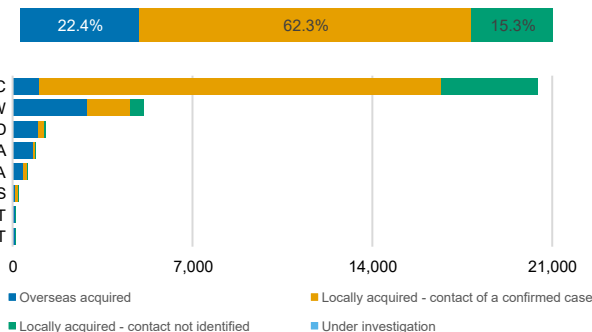


CASES (DEATHS) BY STATE AND TERRITORIES



CASES BY SOURCE OF INFECTION

Australia (% of all confirmed cases)



PUBLIC HEALTH RESPONSE MEASURE

Proportion of total cases under investigation

