



CURRENT STATUS OF CONFIRMED CASES

28,689

Total cases

909

Total deaths

227

Active cases

2

CURRENT CASES
INTENSIVE CARE UNITS (ICU)

ACT	NSW	NT	QLD	SA	TAS	VIC	WA
0	1	0	1	0	0	0	0

47

CURRENT CASES
ADMITTED TO HOSPITALS

ACT	NSW	NT	QLD	SA	TAS	VIC	WA
0	3	14	29	0	0	1	0

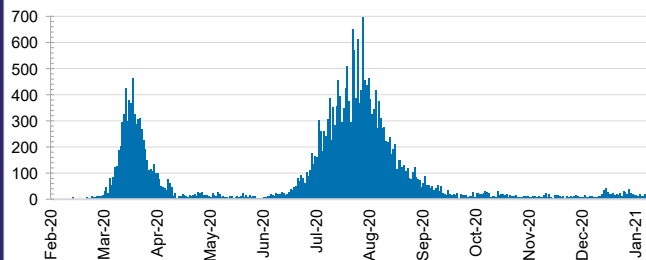
12,372,409

0.2% POSITIVE

TOTAL TESTS
CONDUCTED

ACT	NSW	NT	QLD
150,700	4,460,152	92,757	1,675,612
POSITIVE	POSITIVE	POSITIVE	POSITIVE
0.1%	0.1%	0.1%	0.1%
SA	TAS	VIC	WA
915,555	153,196	4,241,115	683,322
POSITIVE	POSITIVE	POSITIVE	POSITIVE
0.1%	0.2%	0.5%	0.1%

DAILY NUMBER OF REPORTED CASES

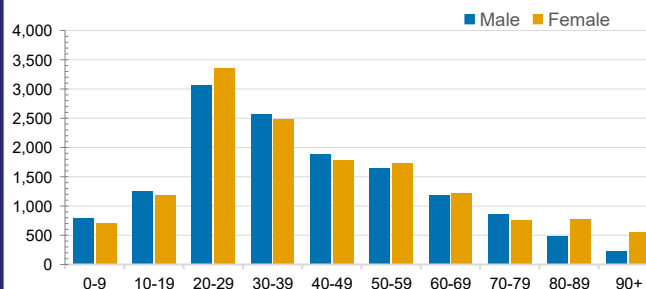


CASES IN AGED CARE SERVICES

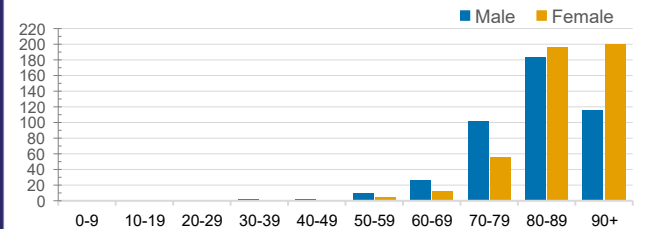
Confirmed Cases	Australia	ACT	NSW	NT	QLD	SA	TAS	VIC	WA
Residential Care Recipients	2049 [1364] (685)	0	61 [33] (28)	0	1 (1)	0	1 (1)	1986 [1331] (655)	0
In Home Care Recipients	81 [73] (8)	0	13 [13] (0)	0	8 [8] (0)	1 [1] (0)	5 [3] (2)	53 [48] (5)	1 (1)

Cases in care recipients [recovered] (deaths)

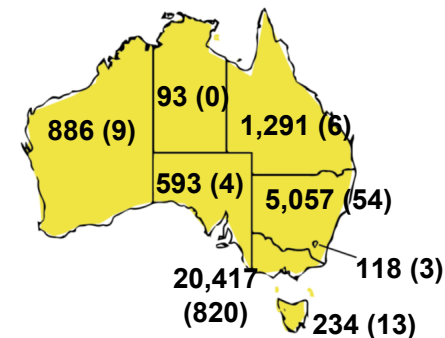
CASES BY AGE GROUP AND SEX



DEATHS BY AGE GROUP AND SEX

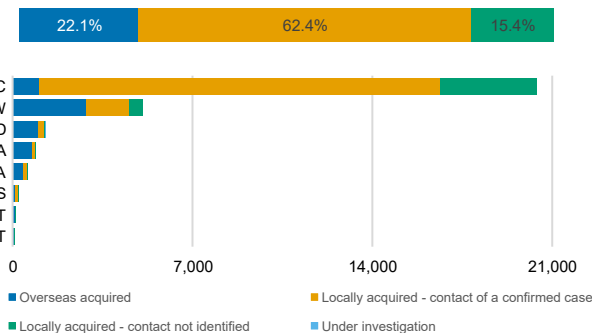


CASES (DEATHS) BY STATE AND TERRITORIES



CASES BY SOURCE OF INFECTION

Australia (% of all confirmed cases)



PUBLIC HEALTH RESPONSE MEASURE

Proportion of total cases under investigation

