



CURRENT STATUS OF CONFIRMED CASES

27,923

Total cases

908

Total deaths

25,418

Cases recovered

0

CURRENT CASES
INTENSIVE CARE UNITS (ICU)

ACT	NSW	NT	QLD	SA	TAS	VIC	WA
0	0	0	0	0	0	0	0

21

CURRENT CASES
ADMITTED TO HOSPITALS

ACT	NSW	NT	QLD	SA	TAS	VIC	WA
0	3	7	11	0	0	0	0

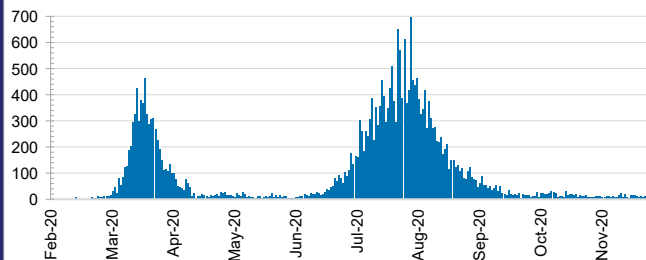
10,065,826

0.3% POSITIVE

TOTAL TESTS
CONDUCTED

ACT	NSW	NT	QLD
121,113	3,492,694	71,955	1,361,580
POSITIVE	POSITIVE	POSITIVE	POSITIVE
0.1%	0.1%	0.1%	0.1%
SA	TAS	VIC	WA
736,682	129,920	3,593,321	558,561
POSITIVE	POSITIVE	POSITIVE	POSITIVE
0.1%	0.2%	0.6%	0.1%

DAILY NUMBER OF REPORTED CASES

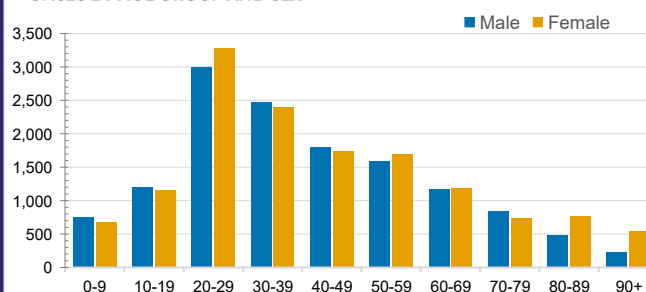


CASES IN AGED CARE SERVICES

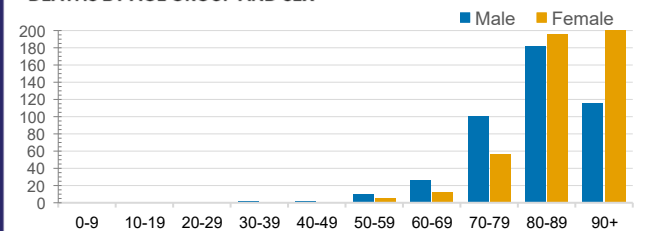
Confirmed Cases	Australia	ACT	NSW	NT	QLD	SA	TAS	VIC	WA
Residential Care Recipients	2049 [1364] (685)	0	61 [33] (28)	0	1 (1)	0	1 (1)	1986 [1331] (655)	0
In Home Care Recipients	81 [73] (8)	0	13 [13]	0	8 [8]	1 [1]	5 [3] (2)	53 [48] (5)	1 (1)

Cases in care recipients [recovered] (deaths)

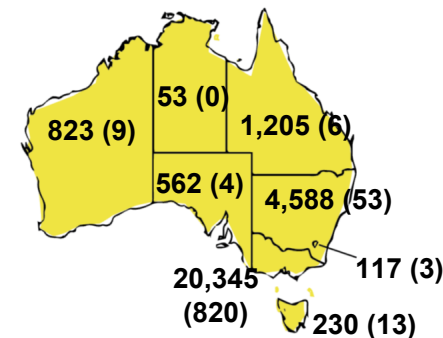
CASES BY AGE GROUP AND SEX



DEATHS BY AGE GROUP AND SEX

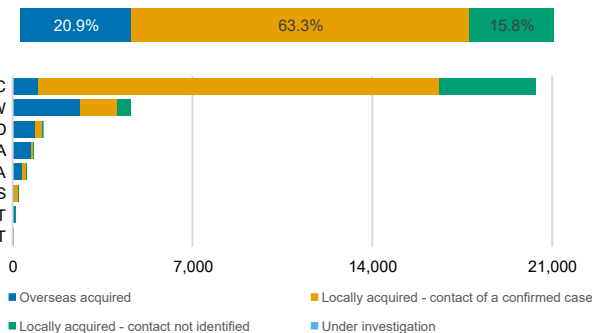


CASES (DEATHS) BY STATE AND TERRITORIES



CASES BY SOURCE OF INFECTION

Australia (% of all confirmed cases)



PUBLIC HEALTH RESPONSE MEASURE

Proportion of total cases under investigation

