



### CURRENT STATUS OF CONFIRMED CASES

27,756

Total cases

907

Total deaths

25,328

Cases recovered

0

CURRENT CASES  
INTENSIVE CARE UNITS (ICU)

ACT	NSW	NT	QLD	SA	TAS	VIC	WA
0	0	0	0	0	0	0	0

23

CURRENT CASES  
ADMITTED TO HOSPITALS

ACT	NSW	NT	QLD	SA	TAS	VIC	WA
0	4	8	8	1	0	2	0

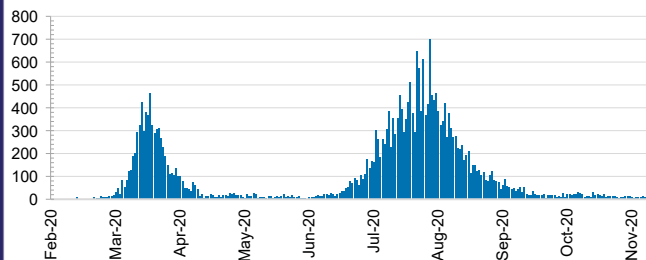
9,441,350

0.3% POSITIVE

TOTAL TESTS  
CONDUCTED

ACT	NSW	NT	QLD
114,279	3,299,669	64,773	1,298,968
POSITIVE	POSITIVE	POSITIVE	POSITIVE
0.1%	0.1%	0.1%	0.1%
SA	TAS	VIC	WA
595,427	123,503	3,422,760	521,971
POSITIVE	POSITIVE	POSITIVE	POSITIVE
0.1%	0.2%	0.6%	0.2%

### DAILY NUMBER OF REPORTED CASES

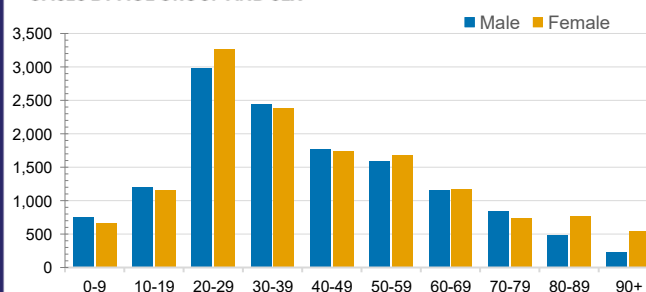


### CASES IN AGED CARE SERVICES

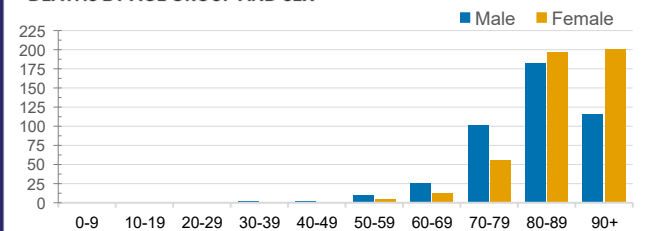
Confirmed Cases	Australia	ACT	NSW	NT	QLD	SA	TAS	VIC	WA
Residential Care Recipients	2049 [1364] (685)	0	61 [33] (28)	0	1 (1)	0	1 (1)	1986 [1331] (655)	0
In Home Care Recipients	81 [73] (8)	0	13 [13]	0	8 [8]	1 [1]	5 [3] (2)	53 [48] (5)	1 (1)

Cases in care recipients [recovered] (deaths)

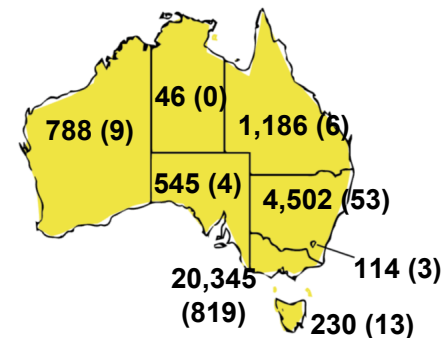
### CASES BY AGE GROUP AND SEX



### DEATHS BY AGE GROUP AND SEX

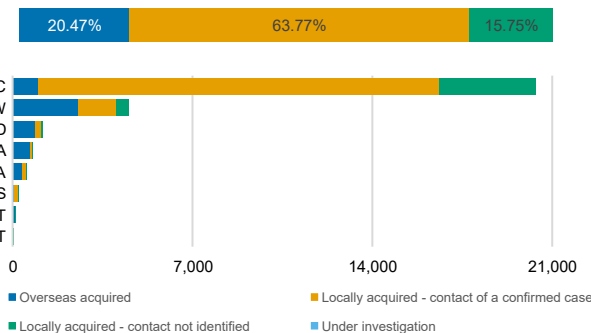


### CASES (DEATHS) BY STATE AND TERRITORIES



### CASES BY SOURCE OF INFECTION

Australia (% of all confirmed cases)



### PUBLIC HEALTH RESPONSE MEASURE

Proportion of total cases under investigation

