




CURRENT STATUS OF CONFIRMED CASES



ACT	NSW	NT	QLD	SA	TAS	VIC	WA
0	0	0	0	0	0	0	0

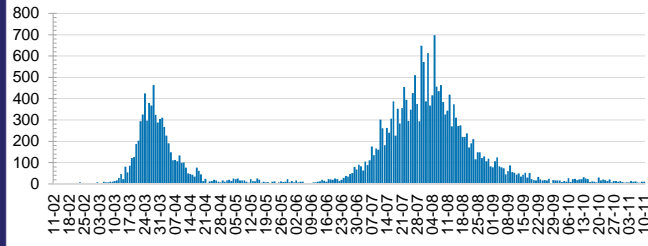


ACT	NSW	NT	QLD	SA	TAS	VIC	WA
0	3	8	8	0	0	2	0



ACT	NSW	NT	QLD
111,078	3,186,874	62,266	1,271,217
POSITIVE	POSITIVE	POSITIVE	POSITIVE
0.1%	0.1%	0.1%	0.1%
SA	TAS	VIC	WA
576,485	120,958	3,322,910	508,425
POSITIVE	POSITIVE	POSITIVE	POSITIVE
0.1%	0.2%	0.6%	0.2%

DAILY NUMBER OF REPORTED CASES

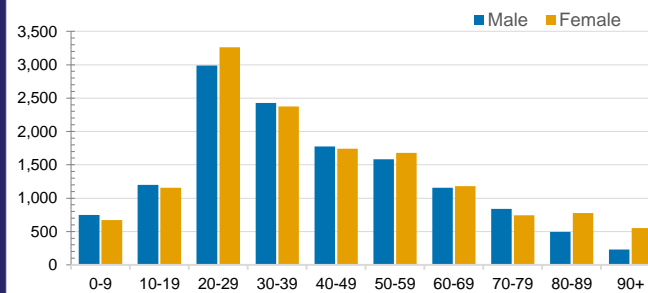


CASES IN AGED CARE SERVICES

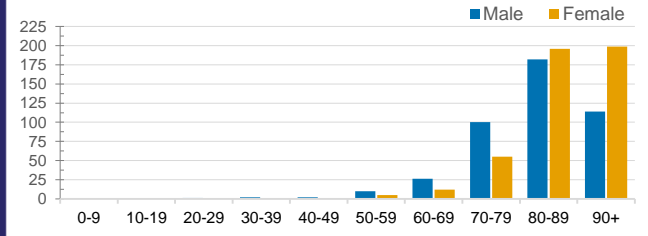
Confirmed Cases	Australia	ACT	NSW	NT	QLD	SA	TAS	VIC	WA
Residential Care Recipients	2049 [1364]	0	61 [33] (28)	0	1 (1)	0	1 (1)	1986 [1331] (655)	0
In Home Care Recipients	81 [73]	0	13 [13]	0	8 [8]	1 [1]	5 [3] (2)	53 [48] (5)	1 (1)

Cases in care recipients [recovered] (deaths)

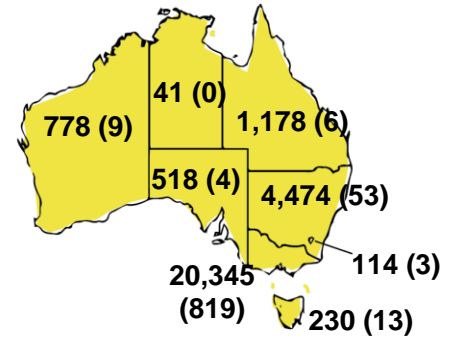
CASES BY AGE GROUP AND SEX



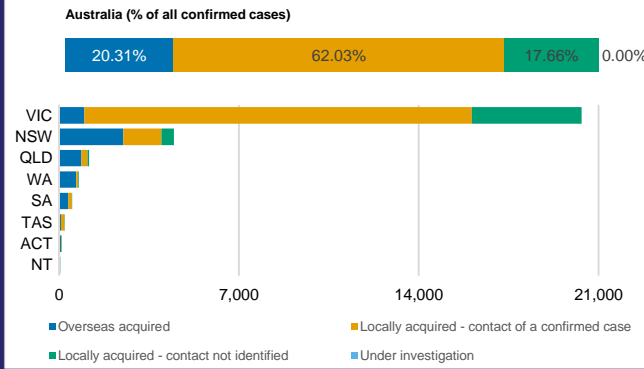
DEATHS BY AGE GROUP AND SEX



CASES (DEATHS) BY STATE AND TERRITORIES



CASES BY SOURCE OF INFECTION



PUBLIC HEALTH RESPONSE MEASURE

