



CURRENT STATUS OF CONFIRMED CASES

27,848

Total cases

907

Total deaths

25,350

Cases recovered

0

CURRENT CASES
INTENSIVE CARE UNITS (ICU)

ACT	NSW	NT	QLD	SA	TAS	VIC	WA
0	0	0	0	0	0	0	0

21

CURRENT CASES
ADMITTED TO HOSPITALS

ACT	NSW	NT	QLD	SA	TAS	VIC	WA
0	3	6	11	1	0	0	0

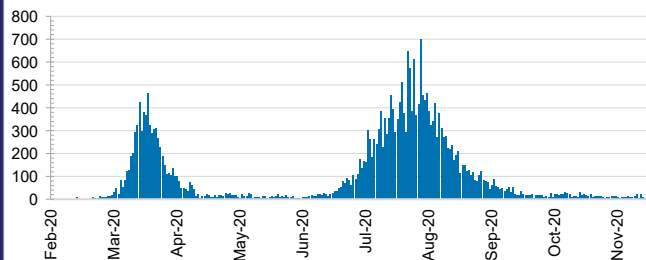
9,775,730

0.3% POSITIVE

TOTAL TESTS
CONDUCTED

ACT	NSW	NT	QLD
117,796	3,398,420	68,850	1,331,405
POSITIVE	POSITIVE	POSITIVE	POSITIVE
0.1%	0.1%	0.1%	0.1%
SA	TAS	VIC	WA
678,353	126,951	3,514,833	539,122
POSITIVE	POSITIVE	POSITIVE	POSITIVE
0.1%	0.2%	0.6%	0.1%

DAILY NUMBER OF REPORTED CASES

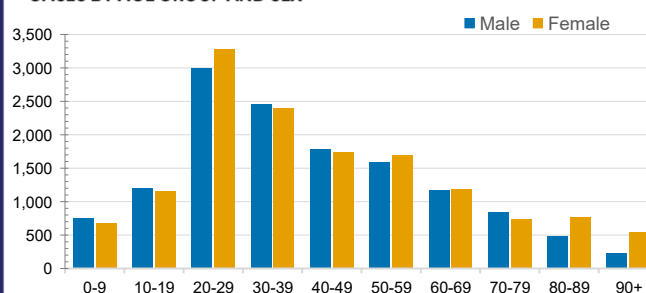


CASES IN AGED CARE SERVICES

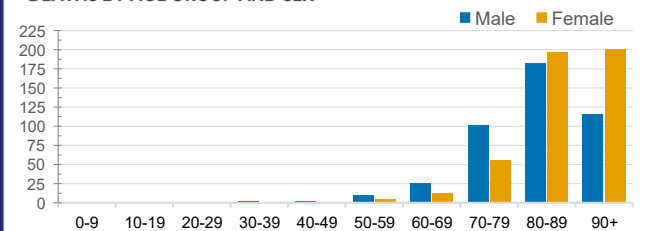
Confirmed Cases	Australia	ACT	NSW	NT	QLD	SA	TAS	VIC	WA
Residential Care Recipients	2049 [1364] (685)	0	61 [33] (28)	0	1 (1)	0	1 (1)	1986 [1331] (655)	0
In Home Care Recipients	81 [73] (8)	0	13 [13] (0)	0	8 [8] (0)	1 [1] (0)	5 [3] (2)	53 [48] (5)	1 (1)

Cases in care recipients [recovered] (deaths)

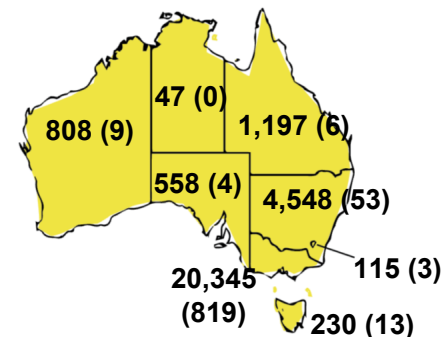
CASES BY AGE GROUP AND SEX



DEATHS BY AGE GROUP AND SEX

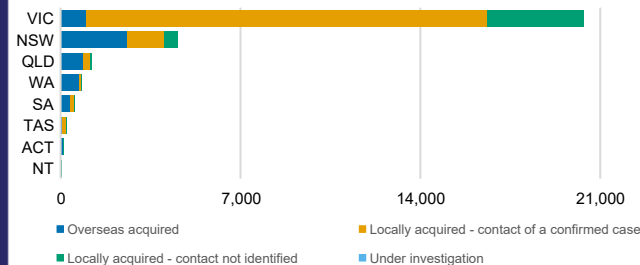


CASES (DEATHS) BY STATE AND TERRITORIES



CASES BY SOURCE OF INFECTION

Australia (% of all confirmed cases)



PUBLIC HEALTH RESPONSE MEASURE

Proportion of total cases under investigation

