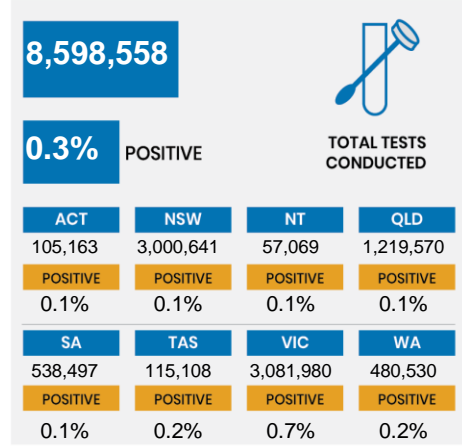

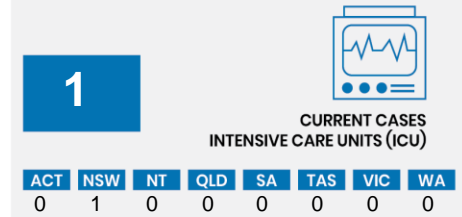
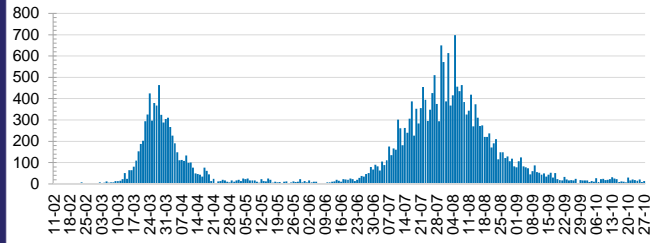




CURRENT STATUS OF CONFIRMED CASES



DAILY NUMBER OF REPORTED CASES

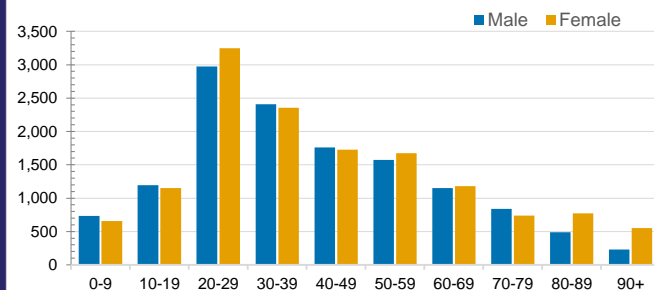


CASES IN AGED CARE SERVICES

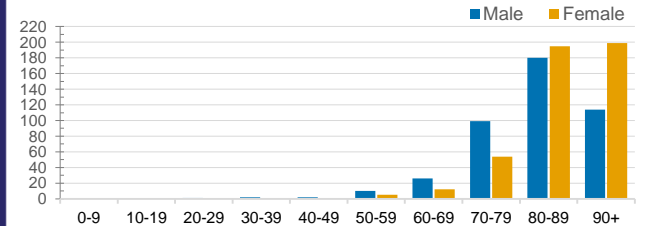
Confirmed Cases	Australia	ACT	NSW	NT	QLD	SA	TAS	VIC	WA
Residential Care Recipients	2049 [1365] (683)	0	61 [33] (28)	0	1 (1)	0	1 (1)	1986 [1332] (653)	0
In Home Care Recipients	82 [74] (8)	0	13 [13]	0	8 [8]	1 [1]	5 [3] (2)	54 [49] (5)	1 (1)

Cases in care recipients [recovered] (deaths)

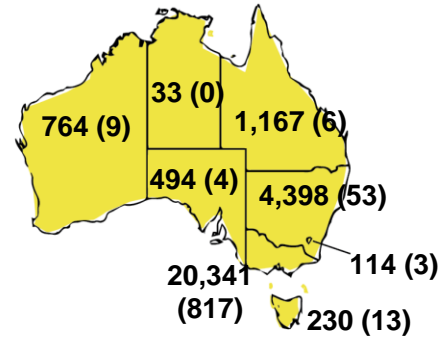
CASES BY AGE GROUP AND SEX



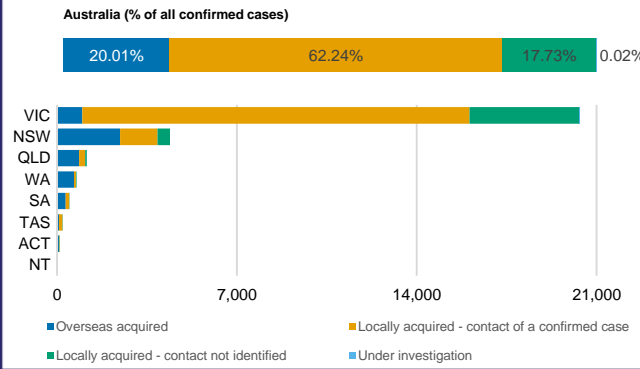
DEATHS BY AGE GROUP AND SEX



CASES (DEATHS) BY STATE AND TERRITORIES



CASES BY SOURCE OF INFECTION



PUBLIC HEALTH RESPONSE MEASURE

