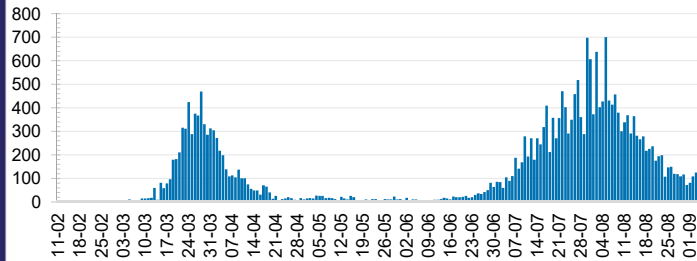




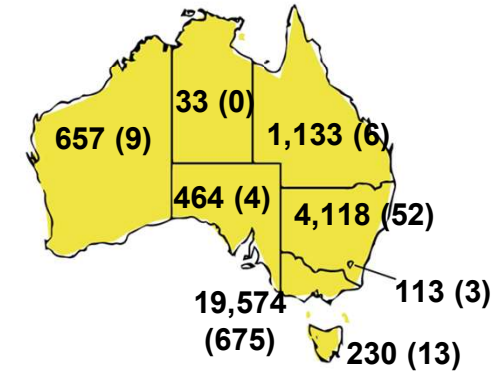
CURRENT STATUS OF CONFIRMED CASES



DAILY NUMBER OF REPORTED CASES



CASES (DEATHS) BY STATE AND TERRITORIES



32

CURRENT CASES
INTENSIVE CARE UNITS (ICU)

ACT	NSW	NT	QLD	SA	TAS	VIC	WA
0	7	0	0	0	0	25	0



295

CURRENT CASES
ADMITTED TO HOSPITALS

ACT	NSW	NT	QLD	SA	TAS	VIC	WA
0	13	0	15	0	0	266	1



6,693,434

0.4% POSITIVE

TOTAL TESTS
CONDUCTED



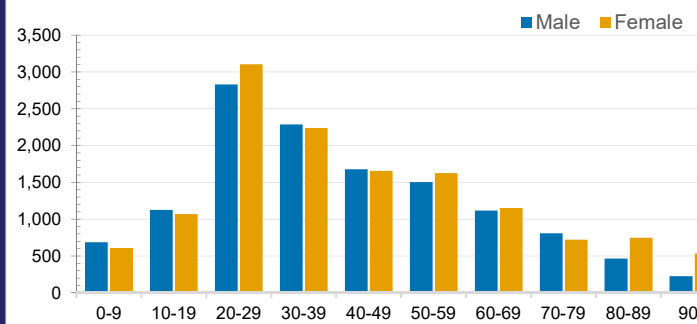
ACT	NSW	NT	QLD
83,841	2,338,155	38,544	971,209
POSITIVE	POSITIVE	POSITIVE	POSITIVE
0.1%	0.2%	0.1%	0.1%
SA	TAS	VIC	WA
401,471	91,962	2,403,388	364,864
POSITIVE	POSITIVE	POSITIVE	POSITIVE
0.1%	0.3%	0.8%	0.2%

CASES IN AGED CARE SERVICES

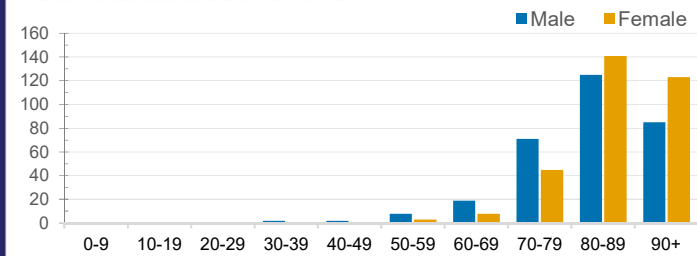
Confirmed Cases	Australia	ACT	NSW	NT	QLD	SA	TAS	VIC	WA
Residential Care Recipients	1952 [770] (562)	0	61 [32] (29)	0	1 (1)	0	1 (1)	1889 [738] (531)	0
In Home Care Recipients	80 [57] (7)	0	13 [13]	0	8 [8]	1 [1]	5 [3] (2)	52 [32] (4)	1 (1)

Cases in care recipients [recovered] (deaths)

CASES BY AGE GROUP AND SEX

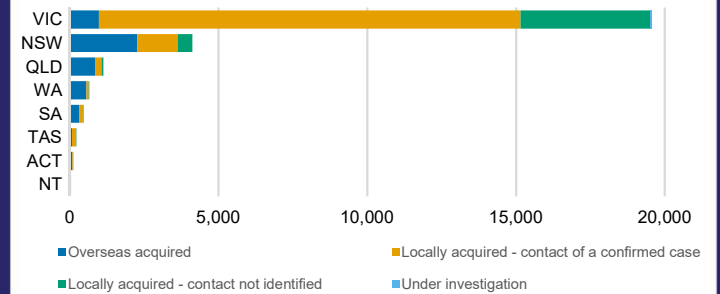


DEATHS BY AGE GROUP AND SEX



CASES BY SOURCE OF INFECTION

Australia (% of all confirmed cases)



PUBLIC HEALTH RESPONSE MEASURE

Proportion of total cases under investigation

