



**CURRENT STATUS OF CONFIRMED CASES**

**26,279**

Total cases

**753**

Total deaths

**22,462**

Cases recovered

**26**

CURRENT CASES  
INTENSIVE CARE UNITS (ICU)

ACT	NSW	NT	QLD	SA	TAS	VIC	WA
0	7	0	0	0	0	19	0

**311**

CURRENT CASES  
ADMITTED TO HOSPITALS

ACT	NSW	NT	QLD	SA	TAS	VIC	WA
0	14	0	13	0	0	283	1

**6,657,348**

**0.4%**

POSITIVE

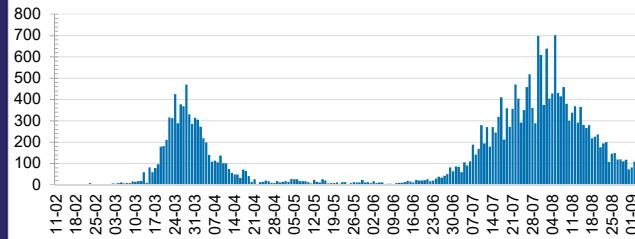
TOTAL TESTS  
CONDUCTED

ACT	NSW	NT	QLD
83,593	2,328,026	38,179	967,055
POSITIVE	POSITIVE	POSITIVE	POSITIVE
0.1%	0.2%	0.1%	0.1%

SA	TAS	VIC	WA
400,037	91,677	2,390,450	358,331
POSITIVE	POSITIVE	POSITIVE	POSITIVE
0.1%	0.3%	0.8%	0.2%

**DAILY NUMBER OF REPORTED CASES**

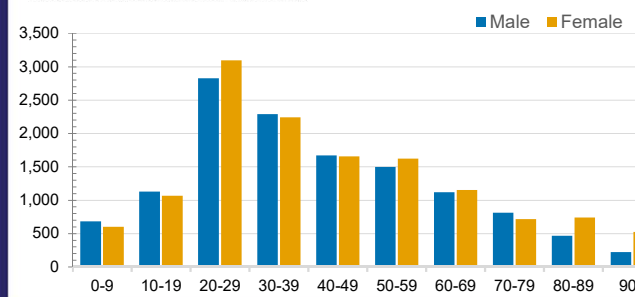


**CASES IN AGED CARE SERVICES**

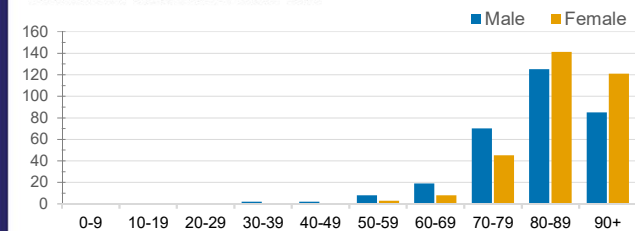
Confirmed Cases	Australia	ACT	NSW	NT	QLD	SA	TAS	VIC	WA
Residential Care Recipients	1949 [732] (554)	0	61 [32] (29)	0	1 (1)	0	1 (1)	1886 [700] (523)	0
In Home Care Recipients	80 [57] (7)	0	13 [13] (7)	0	8 [8] (7)	1 [1] (1)	5 [3] (2)	52 [32] (4)	1 (1)

Cases in care recipients [recovered] (deaths)

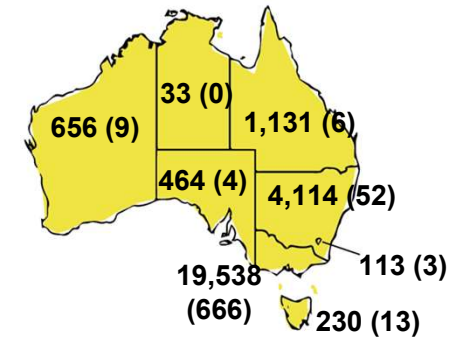
**CASES BY AGE GROUP AND SEX**



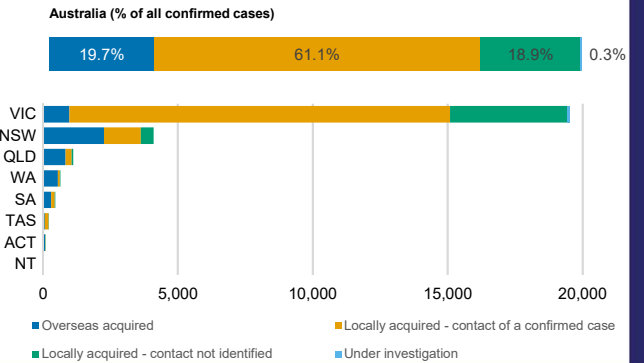
**DEATHS BY AGE GROUP AND SEX**



**CASES (DEATHS) BY STATE AND TERRITORIES**



**CASES BY SOURCE OF INFECTION**



**PUBLIC HEALTH RESPONSE MEASURE**

