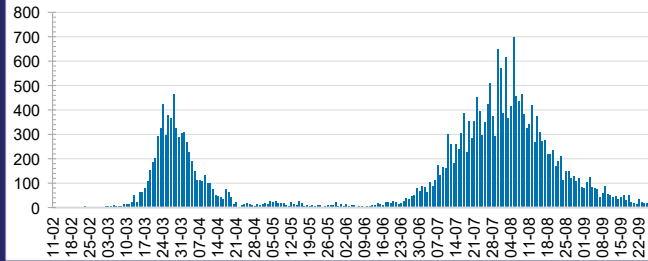




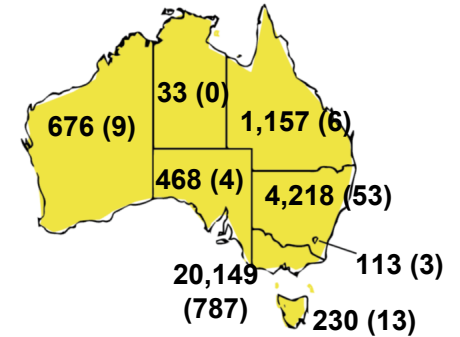
CURRENT STATUS OF CONFIRMED CASES



DAILY NUMBER OF REPORTED CASES



CASES (DEATHS) BY STATE AND TERRITORIES



11

CURRENT CASES
INTENSIVE CARE UNITS (ICU)

ACT	NSW	NT	QLD	SA	TAS	VIC	WA
0	3	0	0	0	0	8	0

62

CURRENT CASES
ADMITTED TO HOSPITALS

ACT	NSW	NT	QLD	SA	TAS	VIC	WA
0	8	0	5	0	0	49	0

7,563,322

0.4% POSITIVE

TOTAL TESTS
CONDUCTED

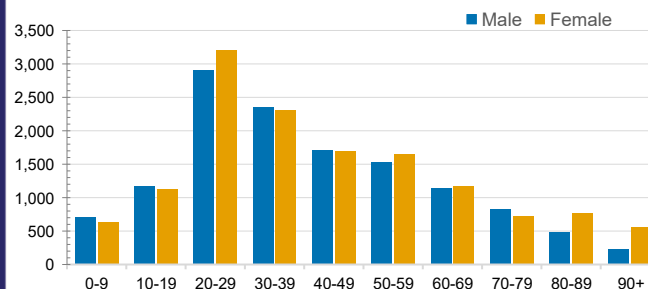
ACT	NSW	NT	QLD
93,420	2,678,745	46,763	1,099,835
POSITIVE	POSITIVE	POSITIVE	POSITIVE
0.1%	0.2%	0.1%	0.1%
SA	TAS	VIC	WA
463,055	102,537	2,668,796	410,171
POSITIVE	POSITIVE	POSITIVE	POSITIVE
0.1%	0.2%	0.8%	0.2%

CASES IN AGED CARE SERVICES

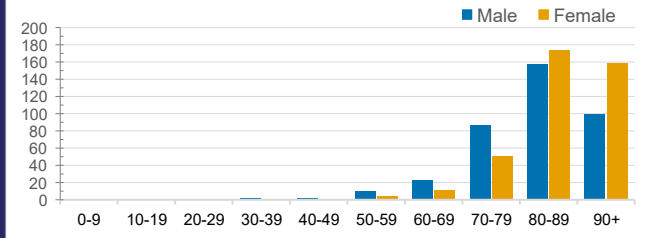
Confirmed Cases	Australia	ACT	NSW	NT	QLD	SA	TAS	VIC	WA
Residential Care Recipients	2049 [1296] (657)	0	61 [33] (28)	0	1 (1)	0	1 (1)	1986 [1263] (627)	0
In Home Care Recipients	82 [72] (7)	0	13 [13] (7)	0	8 [8] (7)	1 [1] (1)	5 [3] (2)	54 [47] (4)	1 (1)

Cases in care recipients [recovered] (deaths)

CASES BY AGE GROUP AND SEX

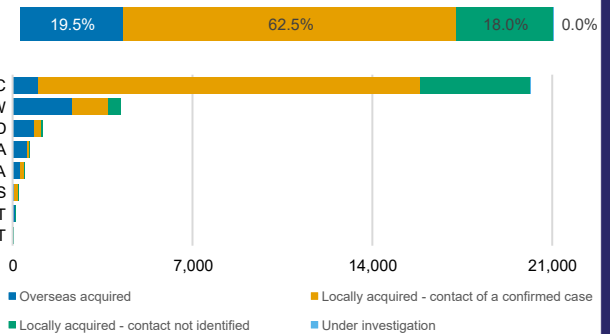


DEATHS BY AGE GROUP AND SEX



CASES BY SOURCE OF INFECTION

Australia (% of all confirmed cases)



PUBLIC HEALTH RESPONSE MEASURE

Proportion of total cases under investigation

