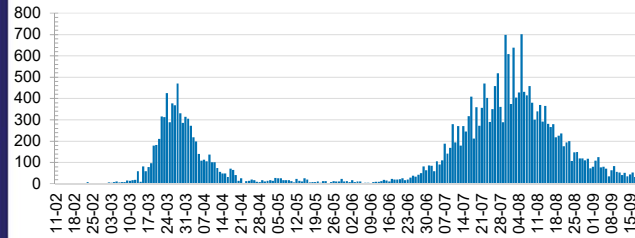




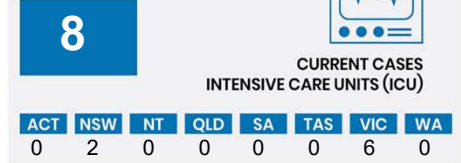
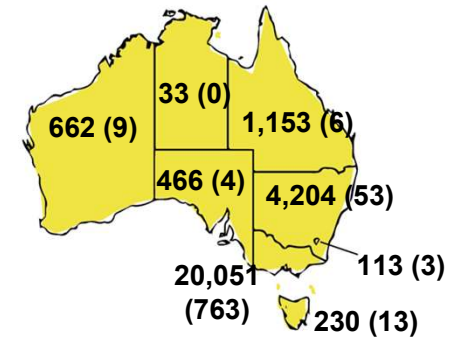
**CURRENT STATUS OF CONFIRMED CASES**



**DAILY NUMBER OF REPORTED CASES**




**CASES (DEATHS) BY STATE AND TERRITORIES**




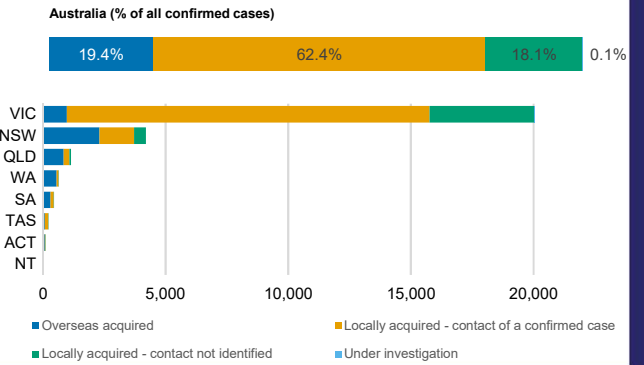
**CASES IN AGED CARE SERVICES**

Confirmed Cases	Australia	ACT	NSW	NT	QLD	SA	TAS	VIC	WA
Residential Care Recipients	2041 [1177] (634)	0	61 [33] (28)	0	1 (1)	0	1 (1)	1978 [1144] (604)	0
In Home Care Recipients	82 [71] (7)	0	13 [13]	0	8 [8]	1 [1]	5 [3] (2)	54 [46] (4)	1 (1)

Cases in care recipients [recovered] (deaths)

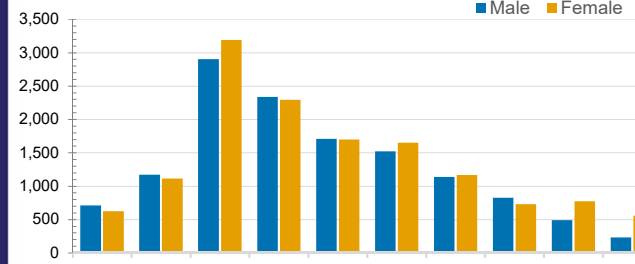


**CASES BY SOURCE OF INFECTION**

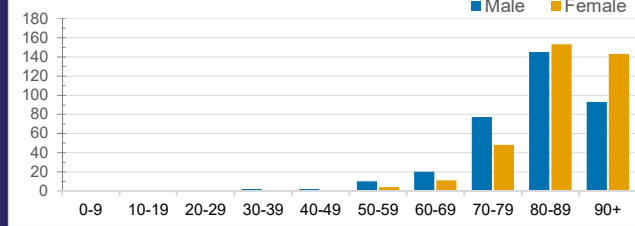


State/Territory	Total Tests Conducted	Positive Rate
ACT	90,188	0.1%
NSW	2,592,448	0.2%
NT	44,178	0.1%
QLD	1,067,786	0.1%
SA	445,080	0.1%
TAS	99,189	0.2%
VIC	2,582,621	0.8%
WA	398,198	0.2%

**CASES BY AGE GROUP AND SEX**



**DEATHS BY AGE GROUP AND SEX**



**PUBLIC HEALTH RESPONSE MEASURE**

