



#### CURRENT STATUS OF CONFIRMED CASES

19,862

Total cases

255

Total deaths

11,112

Cases recovered

52

CURRENT CASES  
INTENSIVE CARE UNITS (ICU)

ACT	NSW	NT	QLD	SA	TAS	VIC	WA
0	10	0	0	0	0	42	0

600

CURRENT CASES  
ADMITTED TO HOSPITALS

ACT	NSW	NT	QLD	SA	TAS	VIC	WA
0	16	3	6	0	0	575	0

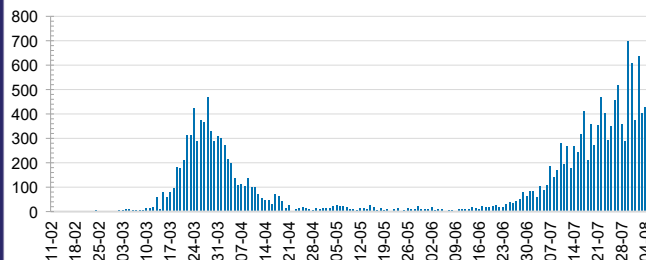
4,632,089

0.4% POSITIVE

TOTAL TESTS  
CONDUCTED

ACT	NSW	NT	QLD
56,007	1,589,861	26,563	609,607
POSITIVE	POSITIVE	POSITIVE	POSITIVE
0.2%	0.2%	0.1%	0.2%
SA	TAS	VIC	WA
264,410	72,474	1,746,953	266,214
POSITIVE	POSITIVE	POSITIVE	POSITIVE
0.2%	0.3%	0.8%	0.2%

#### DAILY NUMBER OF REPORTED CASES

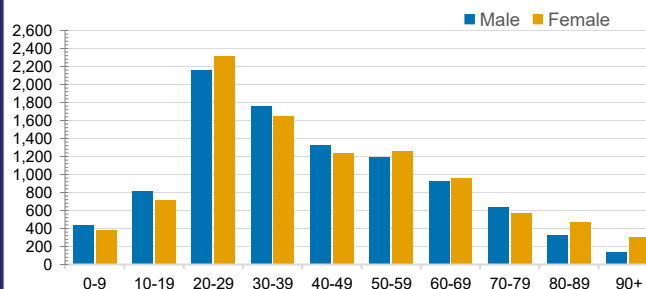


#### CASES IN AGED CARE SERVICES

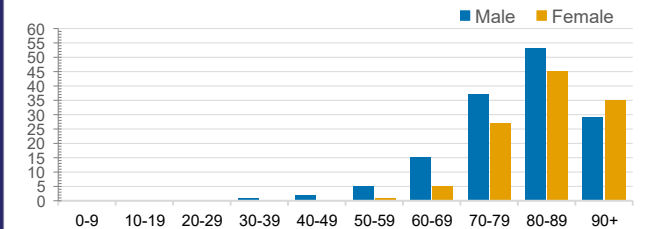
Confirmed Cases	Australia	ACT	NSW	NT	QLD	SA	TAS	VIC	WA
Residential Care Recipients	1070 [48]	0	61 [32]	0	1 (1)	0	1 (1)	1007 [16]	0
In Home Care Recipients	60 [32]	0	13 [13]	0	8 [8]	1 [1]	5 [3]	32 [7]	1 (1)

Cases in care recipients [recovered] (deaths)

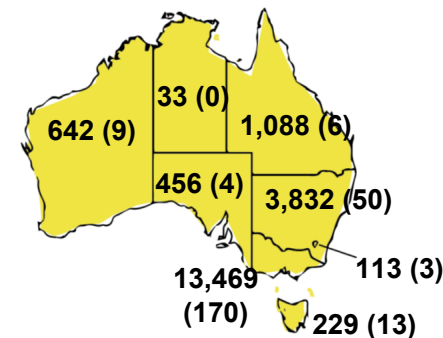
#### CASES BY AGE GROUP AND SEX



#### DEATHS BY AGE GROUP AND SEX

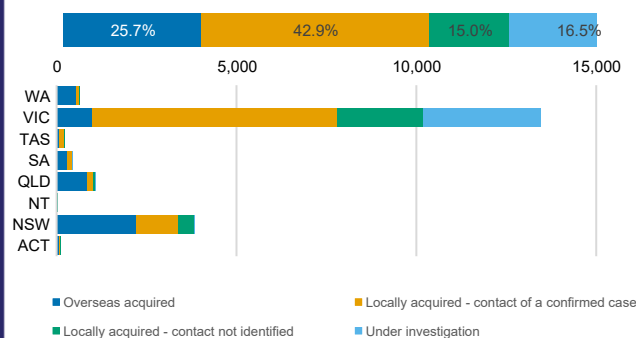


#### CASES (DEATHS) BY STATE AND TERRITORIES



#### CASES BY SOURCE OF INFECTION

Australia (% of all confirmed cases)



#### PUBLIC HEALTH RESPONSE MEASURE

Proportion of total cases under investigation

