



CURRENT STATUS OF CONFIRMED CASES

7,118

Total cases

102

Total deaths

6,532

Cases recovered

5

CURRENT CASES
INTENSIVE CARE UNITS (ICU)

ACT	NSW	NT	QLD	SA	TAS	VIC	WA
0	1	0	1	0	0	3	0

31

CURRENT CASES
ADMITTED TO HOSPITALS

ACT	NSW	NT	QLD	SA	TAS	VIC	WA
0	15	0	4	0	4	8	0

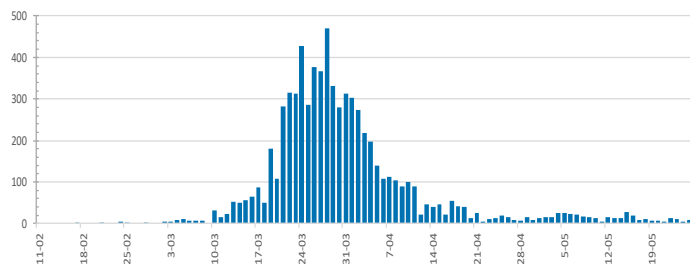
1,244,200

0.6% POSITIVE

TOTAL TESTS
CONDUCTED

ACT	NSW	NT	QLD
16,006	422,703	7,233	174,974
POSITIVE	POSITIVE	POSITIVE	POSITIVE
0.7%	0.7%	0.4%	0.6%
SA	TAS	VIC	WA
89,245	24,660	431,878	77,501
POSITIVE	POSITIVE	POSITIVE	POSITIVE
0.5%	0.9%	0.4%	0.7%

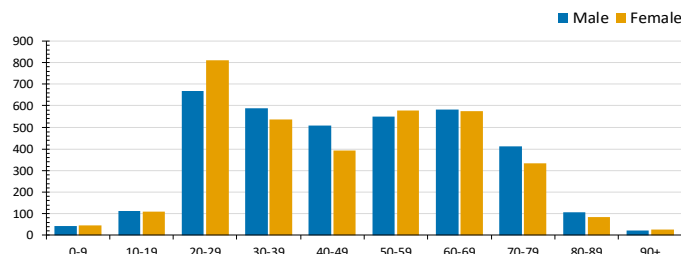
DAILY NUMBER OF REPORTED CASES



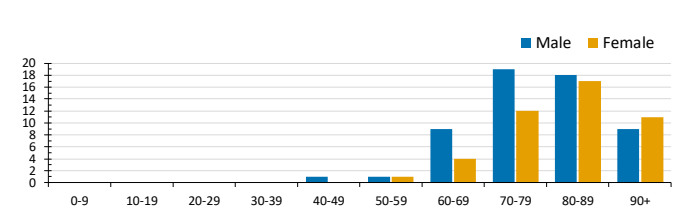
CASES IN AGED CARE SERVICES

Confirmed Cases	Australia	ACT	NSW	NT	Qld	SA	Tas	Vic	WA
Residential Care Recipients	67 [25] (27)	0	61 [25] (25)	0	1 (1)	0	1 (1)	4	0
In Home Care Recipients	31 [27] (3)	0	13 [13]	0	8 [8]	1 [1]	5 [2] (2)	3 [3]	1 (1)
Cases in care recipients [recovered] (deaths)									

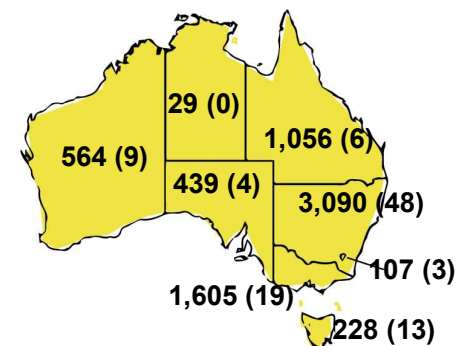
CASES BY AGE GROUP AND SEX



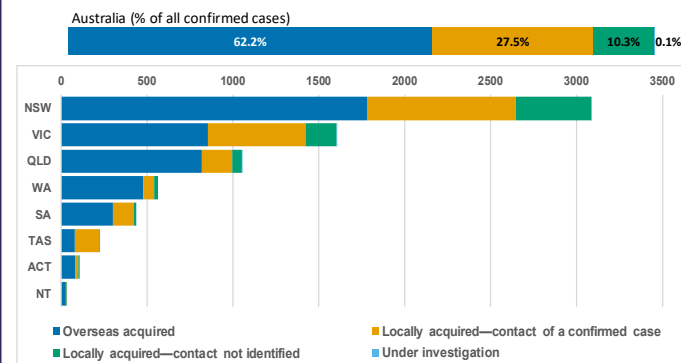
DEATHS BY AGE GROUP AND SEX



CASES (DEATHS) BY STATE AND TERRITORIES



CASES BY SOURCE OF INFECTION



PUBLIC HEALTH RESPONSE MEASURE

Proportion of total cases under investigation

