



#### CURRENT STATUS OF CONFIRMED CASES

7,045

Total cases

98

Total deaths

6,367

Cases recovered

16

CURRENT CASES  
INTENSIVE CARE UNITS (ICU)

ACT	NSW	NT	QLD	SA	TAS	VIC	WA
0	7	0	2	0	0	7	0

50

CURRENT CASES  
ADMITTED TO HOSPITALS

ACT	NSW	NT	QLD	SA	TAS	VIC	WA
0	22	2	5	1	8	11	1

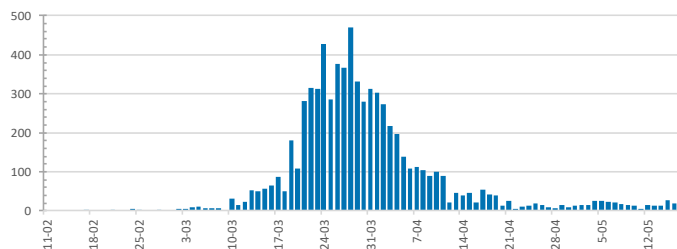
1,042,126

0.7% POSITIVE

TOTAL TESTS  
CONDUCTED

ACT	NSW	NT	QLD
14,058	362,842	6,370	154,220
POSITIVE	POSITIVE	POSITIVE	POSITIVE
0.8%	0.8%	0.5%	0.7%
SA	TAS	VIC	WA
78,833	21,886	338,219	65,698
POSITIVE	POSITIVE	POSITIVE	POSITIVE
0.6%	1.0%	0.5%	0.8%

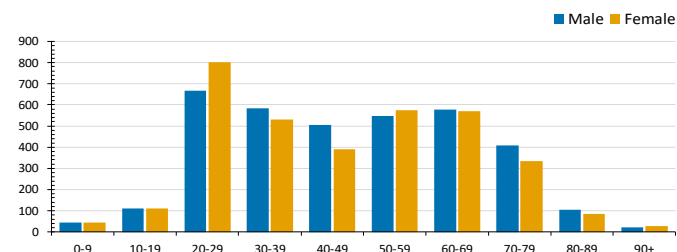
#### DAILY NUMBER OF REPORTED CASES



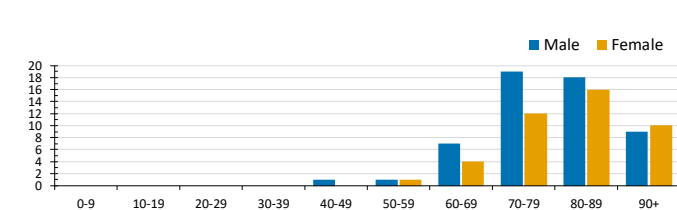
#### CASES IN AGED CARE SERVICES

Confirmed Cases	Australia	ACT	NSW	NT	Qld	SA	Tas	Vic	WA
Residential Care Recipients	63 [22] (26)	0	61 [22] (24)	0	1 (1)	0	1 (1)	0	0
In Home Care Recipients	31 [25] (3)	0	13 [13]	0	8 [7]	1 [1]	5 [1] (2)	3 [3]	1 (1)
Cases in care recipients [recovered] (deaths)									

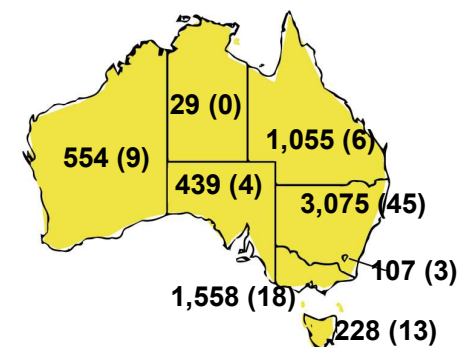
#### CASES BY AGE GROUP AND SEX



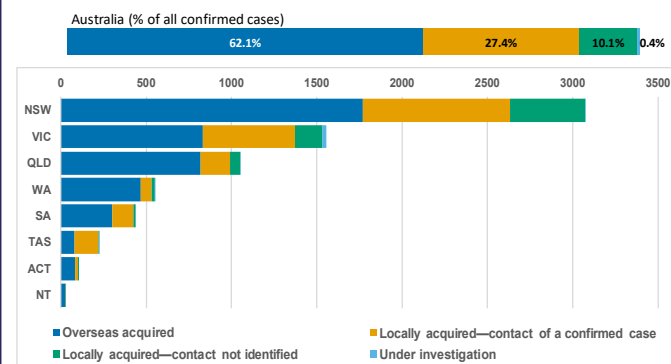
#### DEATHS BY AGE GROUP AND SEX



#### CASES (DEATHS) BY STATE AND TERRITORIES



#### CASES BY SOURCE OF INFECTION



#### PUBLIC HEALTH RESPONSE MEASURE

Proportion of total cases under investigation

