



CURRENT STATUS OF CONFIRMED CASES

7,019

Total cases

98

Total deaths

6,337

Cases recovered

17

CURRENT CASES
INTENSIVE CARE UNITS (ICU)

ACT	NSW	NT	QLD	SA	TAS	VIC	WA
0	7	0	3	0	0	7	0

46

CURRENT CASES
ADMITTED TO HOSPITALS

ACT	NSW	NT	QLD	SA	TAS	VIC	WA
0	22	2	6	1	6	9	0

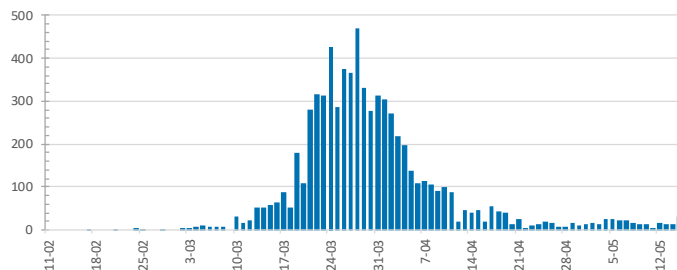
983,816

0.7% POSITIVE

TOTAL TESTS
CONDUCTED

ACT	NSW	NT	QLD
13,493	345,846	6,116	148,607
POSITIVE	POSITIVE	POSITIVE	POSITIVE
0.8%	0.9%	0.5%	0.7%
SA	TAS	VIC	WA
75,958	21,089	309,459	63,248
POSITIVE	POSITIVE	POSITIVE	POSITIVE
0.6%	1.1%	0.5%	0.9%

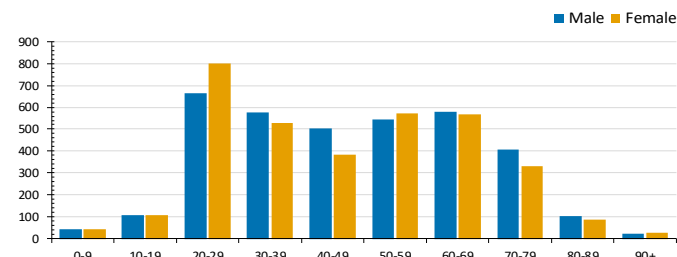
DAILY NUMBER OF REPORTED CASES



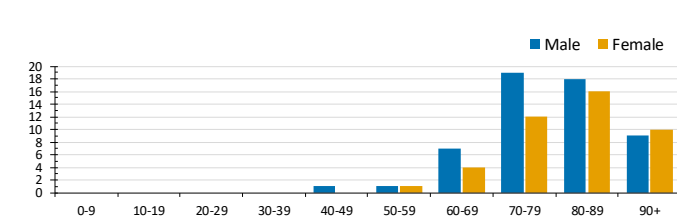
CASES IN AGED CARE SERVICES

Confirmed Cases	Australia	ACT	NSW	NT	Qld	SA	Tas	Vic	WA
Residential Care Recipients	63 [22] (26)	0	61 [22] (24)	0	1 (1)	0	1 (1)	0	0
In Home Care Recipients	31 [25] (3)	0	13 [13]	0	8 [7]	1 [1]	5 [1] (2)	3 [3]	1 (1)
Cases in care recipients [recovered] (deaths)									

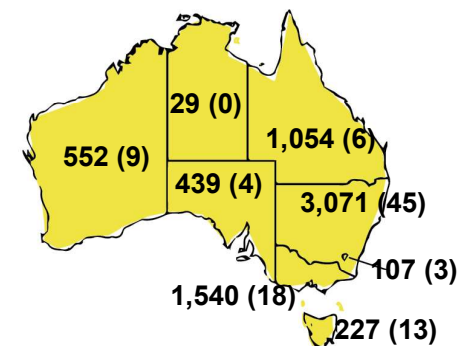
CASES BY AGE GROUP AND SEX



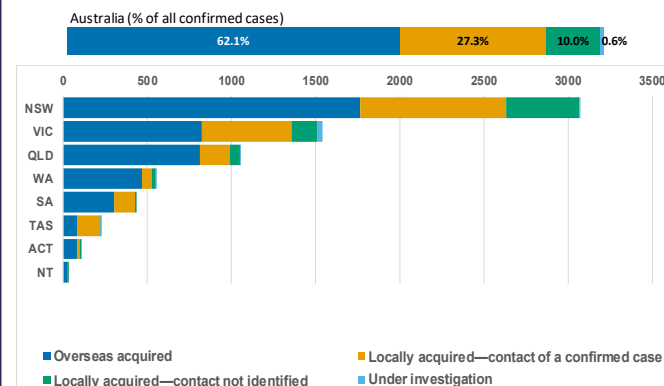
DEATHS BY AGE GROUP AND SEX



CASES (DEATHS) BY STATE AND TERRITORIES



CASES BY SOURCE OF INFECTION



PUBLIC HEALTH RESPONSE MEASURE

Proportion of total cases under investigation

