



CURRENT STATUS OF CONFIRMED CASES

6,941

Total cases

97

Total deaths

6,163

Cases recovered

17

CURRENT CASES
INTENSIVE CARE UNITS (ICU)

ACT	NSW	NT	QLD	SA	TAS	VIC	WA
0	8	0	3	0	0	5	1

43

CURRENT CASES
ADMITTED TO HOSPITALS

ACT	NSW	NT	QLD	SA	TAS	VIC	WA
0	13	2	8	1	8	7	4

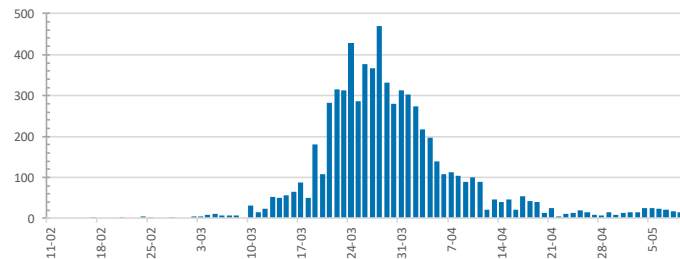
827,872

0.8% POSITIVE

TOTAL TESTS
CONDUCTED

ACT	NSW	NT	QLD
11,737	304,464	5,495	135,806
POSITIVE	POSITIVE	POSITIVE	POSITIVE
0.9%	1.0%	0.5%	0.8%
SA	TAS	VIC	WA
69,178	18,545	226,889	55,758
POSITIVE	POSITIVE	POSITIVE	POSITIVE
0.6%	1.2%	0.7%	1.0%

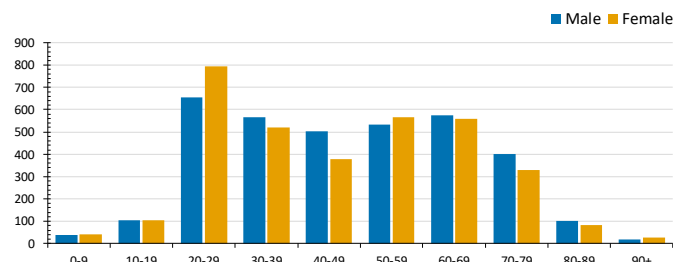
DAILY NUMBER OF REPORTED CASES



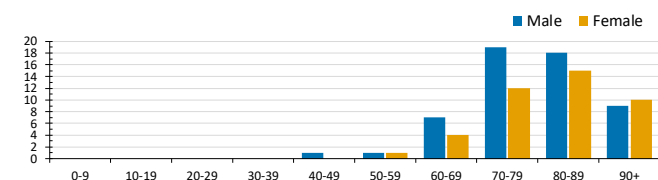
CASES IN AGED CARE SERVICES

Confirmed Cases	Australia	ACT	NSW	NT	QLD	SA	Tas	Vic	WA
Residential Care Recipients	63 [16] (27)	0	61 [16] (25)	0	1 (1)	0	1 (1)	0	0
In Home Care Recipients	31 [22] (3)	0	13 [11]	0	8 [7]	1 [1]	5 (2)	3 [3]	1 (1)
Cases in care recipients [recovered] (deaths)									

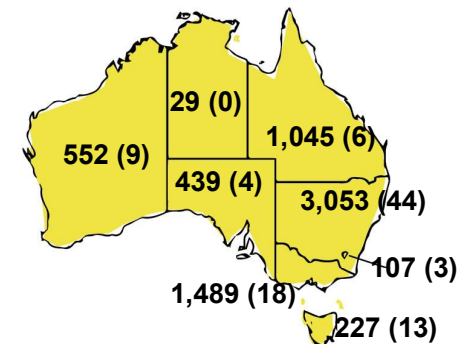
CASES BY AGE GROUP AND SEX



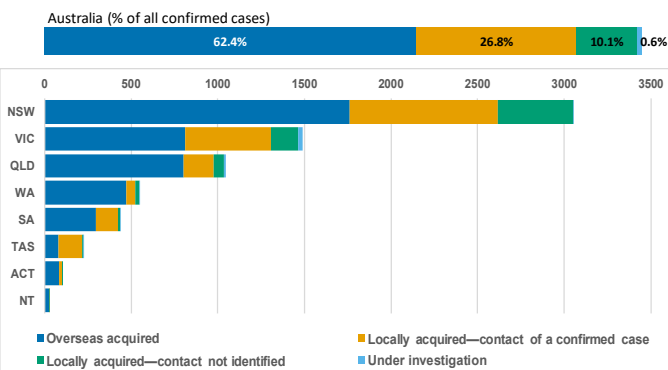
DEATHS BY AGE GROUP AND SEX



CASES (DEATHS) BY STATE AND TERRITORIES



CASES BY SOURCE OF INFECTION



PUBLIC HEALTH RESPONSE MEASURE

Proportion of total cases under investigation

