



CURRENT STATUS OF CONFIRMED CASES

6,695

Total cases

80

Total deaths

5,372

Cases recovered

43

CURRENT CASES
INTENSIVE CARE UNITS (ICU)

ACT	NSW	NT	QLD	SA	TAS	VIC	WA
1	19	0	6	2	0	11	4

129

CURRENT CASES
ADMITTED TO HOSPITALS

ACT	NSW	NT	QLD	SA	TAS	VIC	WA
1	39	5	18	4	14	24	24

494,257

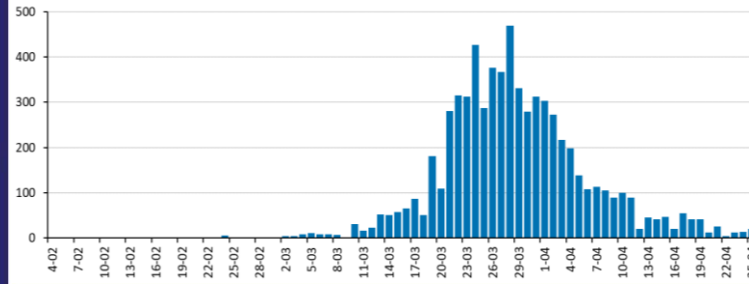
1.4% POSITIVE

TOTAL TESTS
CONDUCTED

ACT	NSW	NT	QLD
7,738	193,256	4,189	97,057
POSITIVE	POSITIVE	POSITIVE	POSITIVE
1.4%	1.5%	0.6%	1.1%

SA	TAS	VIC	WA
51,536	8,282	98,000	34,199
POSITIVE	POSITIVE	POSITIVE	POSITIVE
0.8%	2.5%	1.4%	1.6%

DAILY NUMBER OF REPORTED CASES

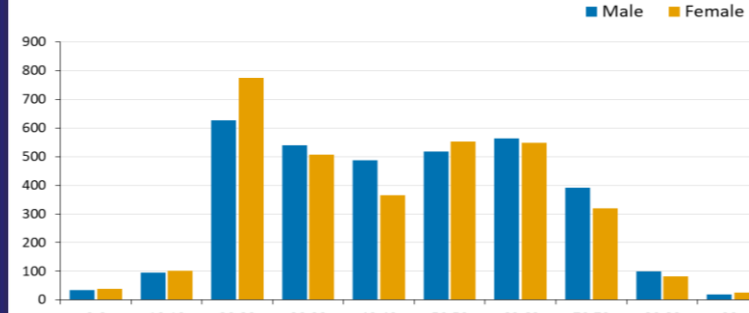


CASES IN AGED CARE SERVICES

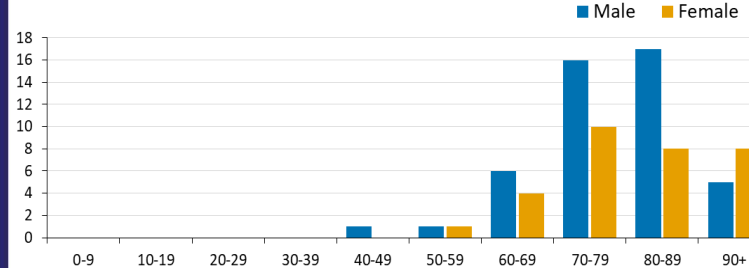
Confirmed cases	Australia	ACT	NSW	NT	Qld	SA	Tas	Vic	WA
Residential Care	56	0	54	0	1	0	1	0	0
	[14] (15)		[14] (13)		(1)		(1)		
In Home Care	29	0	12	0	7	1	5	3	1
	[11] (2)		[3] (1)		[5]		(1)	[2]	

Cases in care recipients [recovered] (deaths)

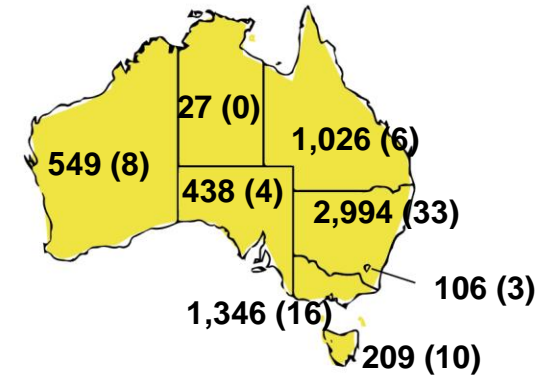
CASES BY AGE GROUP AND SEX



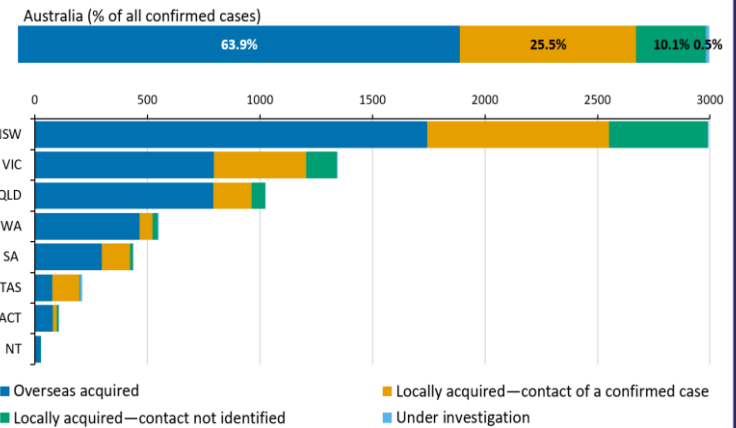
DEATHS BY AGE GROUP AND SEX



CASES (DEATHS) BY STATE AND TERRITORIES



CASES BY SOURCE OF INFECTION



PUBLIC HEALTH RESPONSE MEASURE

