



CURRENT STATUS OF CONFIRMED CASES

6,103

Total cases

51

Total deaths

2,987

Cases recovered

81

CURRENT CASES  
INTENSIVE CARE UNITS (ICU)



ACT	NSW	NT	QLD	SA	TAS	VIC	WA
2	31	0	12	6	2	13	15

262

CURRENT CASES  
ADMITTED TO HOSPITALS



ACT	NSW	NT	QLD	SA	TAS	VIC	WA
3	88	24	33	15	15	50	34

330,134

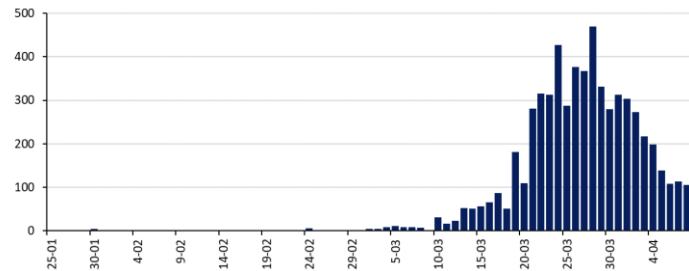


1.8% POSITIVE

TOTAL TESTS  
CONDUCTED

ACT	NSW	NT	QLD
5,802	132,997	3,174	66,766
POSITIVE	POSITIVE	POSITIVE	POSITIVE
1.7%	2.1%	0.9%	1.4%
SA	TAS	VIC	WA
35,286	3,397	62,000	20,712
POSITIVE	POSITIVE	POSITIVE	POSITIVE
1.2%	3.1%	2.0%	2.4%

DAILY NUMBER OF REPORTED CASES

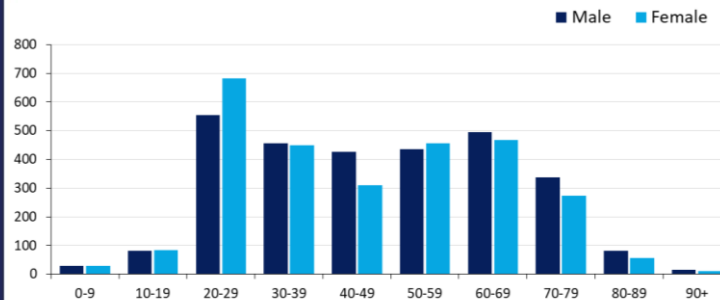


CASES IN AGED CARE SERVICES

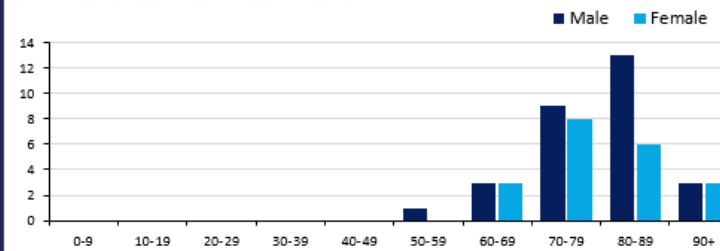
Confirmed cases	Australia	ACT	NSW	NT	Qld	SA	Tas	Vic	WA
Residential Care	26 [5] (9)	0	24 [5] (8)	0	1 (1)	0	0	1	0
In Home Care	10 (1)	0	5	0	1	1	1 (1)	2	0

Cases in care recipients [recovered] (deaths)

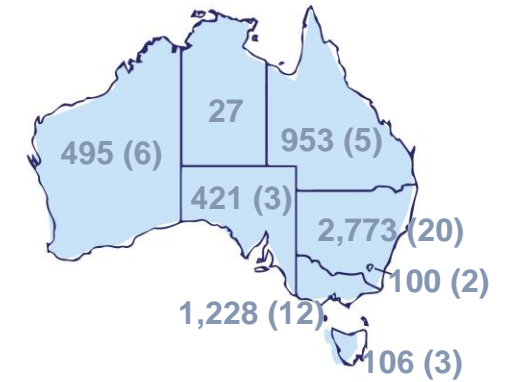
CASES BY AGE GROUP AND SEX



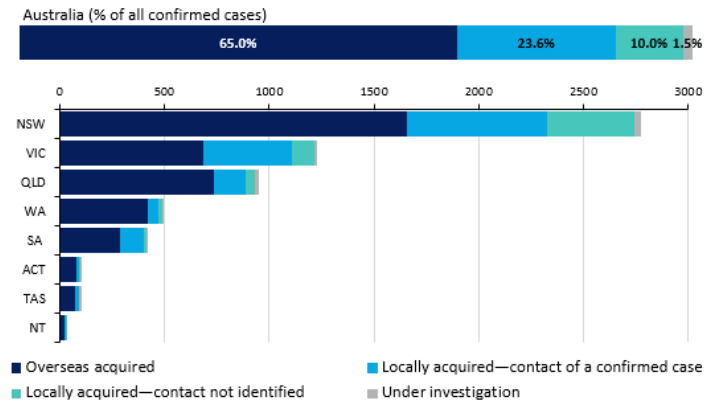
DEATHS BY AGE GROUP AND SEX



CASES (DEATHS) BY STATE AND TERRITORIES



CASES BY SOURCE OF INFECTION



PUBLIC HEALTH RESPONSE MEASURE

Proportion of total cases under investigation

