



CURRENT STATUS OF CONFIRMED CASES

6,753

Total cases

91

Total deaths

5,714

Cases recovered

34

CURRENT CASES
INTENSIVE CARE UNITS (ICU)



ACT	NSW	NT	QLD	SA	TAS	VIC	WA
0	15	0	6	1	0	9	3

89

CURRENT CASES
ADMITTED TO HOSPITALS



ACT	NSW	NT	QLD	SA	TAS	VIC	WA
0	27	3	11	3	14	18	13

563,641

1.2% POSITIVE

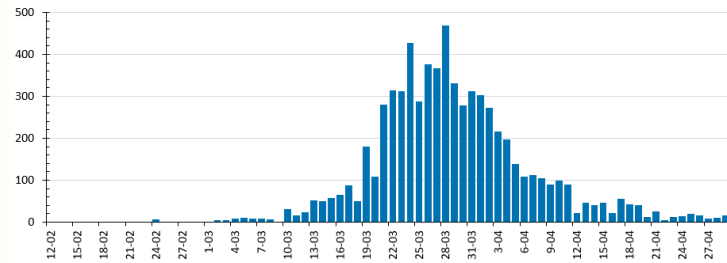
TOTAL TESTS
CONDUCTED



ACT	NSW	NT	QLD
8,674	220,046	4,532	108,137
POSITIVE	POSITIVE	POSITIVE	POSITIVE
1.2%	1.4%	0.6%	1.0%

SA	TAS	VIC	WA
57,423	11,909	115,118	37,802
POSITIVE	POSITIVE	POSITIVE	POSITIVE
0.8%	1.9%	1.2%	1.5%

DAILY NUMBER OF REPORTED CASES

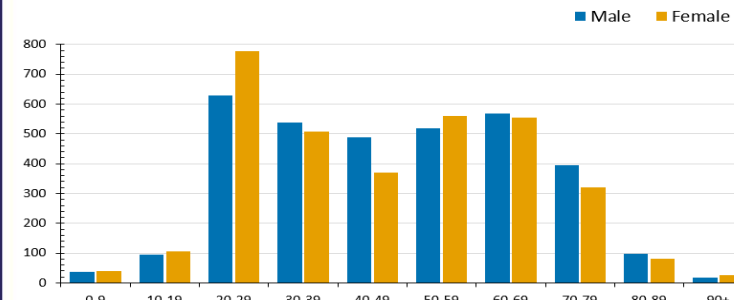


CASES IN AGED CARE SERVICES

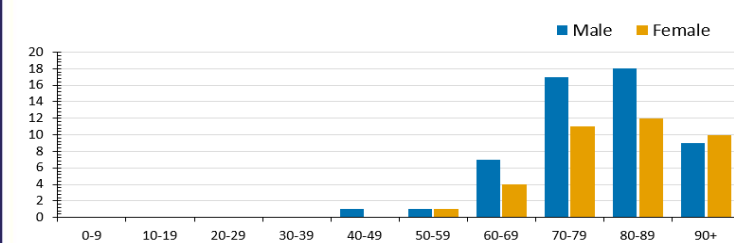
Confirmed cases	Australia	ACT	NSW	NT	Qld	SA	Tas	Vic	WA
Residential Care	63	0	61	0	1	0	1	0	0
	[16] (22)		[16] (20)		(1)		(1)		
In Home Care	30	0	14	0	7	1	4	3	1
	[18] (2)		[8] (1)		[6]	[1]	(1)	[3]	

Cases in care recipients [recovered] (deaths)

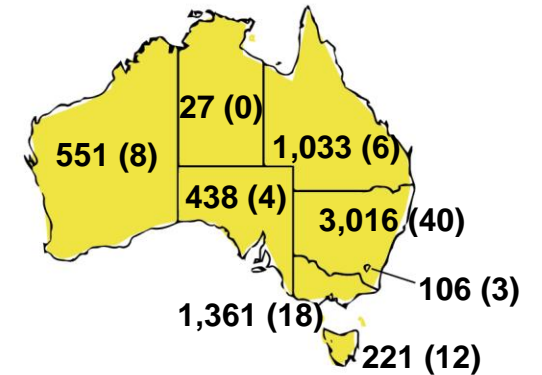
CASES BY AGE GROUP AND SEX



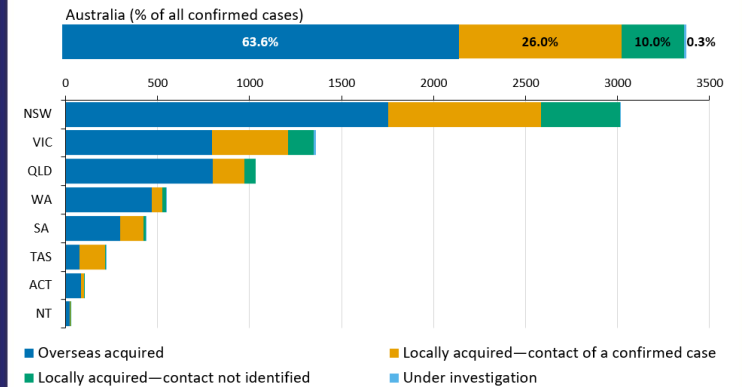
DEATHS BY AGE GROUP AND SEX



CASES (DEATHS) BY STATE AND TERRITORIES



CASES BY SOURCE OF INFECTION



PUBLIC HEALTH RESPONSE MEASURE

Proportion of total cases under investigation

