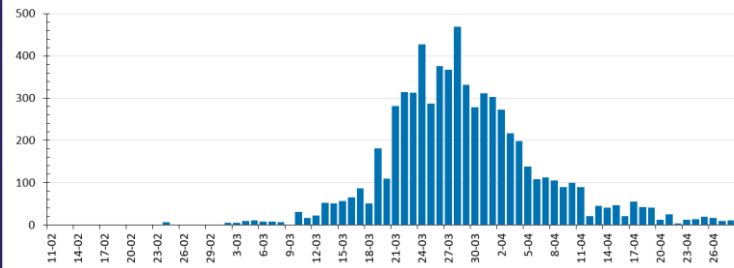




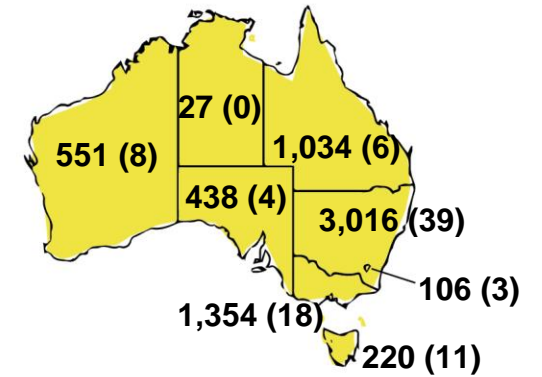
CURRENT STATUS OF CONFIRMED CASES



DAILY NUMBER OF REPORTED CASES



CASES (DEATHS) BY STATE AND TERRITORIES



38

CURRENT CASES  
INTENSIVE CARE UNITS (ICU)



| ACT | NSW | NT | QLD | SA | TAS | VIC | WA |
|-----|-----|----|-----|----|-----|-----|----|
| 0   | 17  | 0  | 6   | 2  | 0   | 9   | 4  |

CASES IN AGED CARE SERVICES

| Confirmed cases  | Australia       | ACT | NSW             | NT | Qld      | SA       | Tas      | Vic      | WA |
|------------------|-----------------|-----|-----------------|----|----------|----------|----------|----------|----|
| Residential Care | 60<br>[14] (22) | 0   | 58<br>[14] (20) | 0  | 1<br>(1) | 0        | 1<br>(1) | 0        | 0  |
| In Home Care     | 30<br>[16] (2)  | 0   | 12<br>[6] (1)   | 0  | 7<br>[6] | 1<br>[1] | 6<br>(1) | 3<br>[3] | 1  |

Cases in care recipients [recovered] (deaths)

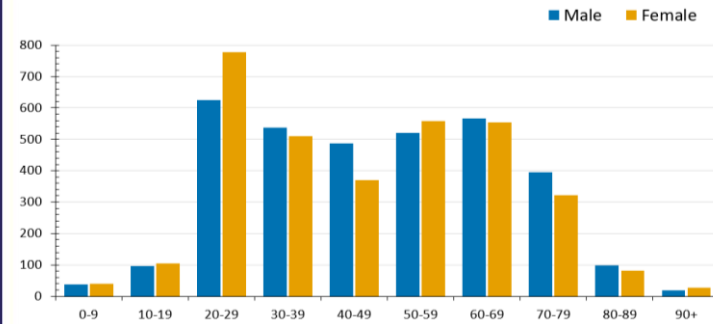
93

CURRENT CASES  
ADMITTED TO HOSPITALS

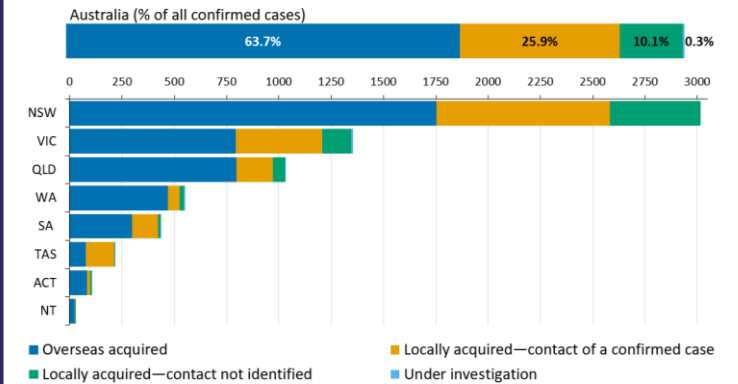


| ACT | NSW | NT | QLD | SA | TAS | VIC | WA |
|-----|-----|----|-----|----|-----|-----|----|
| 0   | 28  | 3  | 12  | 4  | 14  | 18  | 14 |

CASES BY AGE GROUP AND SEX



CASES BY SOURCE OF INFECTION



544,410

1.2% POSITIVE

TOTAL TESTS  
CONDUCTED

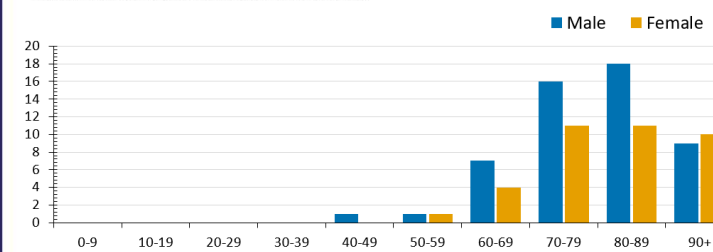


| ACT      | NSW      | NT       | QLD      |
|----------|----------|----------|----------|
| 8,442    | 212,659  | 4,421    | 104,950  |
| POSITIVE | POSITIVE | POSITIVE | POSITIVE |
| 1.3%     | 1.4%     | 0.6%     | 1.0%     |

| SA       | TAS      | VIC      | WA       |
|----------|----------|----------|----------|
| 55,417   | 10,898   | 111,092  | 36,531   |
| POSITIVE | POSITIVE | POSITIVE | POSITIVE |
| 0.8%     | 2.0%     | 1.2%     | 1.5%     |

DEATHS BY AGE GROUP AND SEX



PUBLIC HEALTH RESPONSE MEASURE

Proportion of total cases under investigation

