



CURRENT STATUS OF CONFIRMED CASES

6,731

Total cases

84

Total deaths

5,626

Cases recovered

42

CURRENT CASES  
INTENSIVE CARE UNITS (ICU)



ACT	NSW	NT	QLD	SA	TAS	VIC	WA
0	19	0	6	2	0	11	4

109

CURRENT CASES  
ADMITTED TO HOSPITALS



ACT	NSW	NT	QLD	SA	TAS	VIC	WA
0	33	5	14	4	14	23	16

530,679

1.3% POSITIVE

TOTAL TESTS  
CONDUCTED



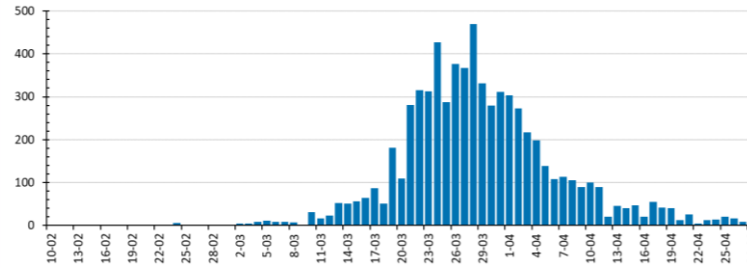
ACT	NSW	NT	QLD
8,348	207,245	4,338	101,767

POSITIVE	POSITIVE	POSITIVE	POSITIVE
1.3%	1.5%	0.6%	1.0%

SA	TAS	VIC	WA
54,082	10,145	109,049	35,705

POSITIVE	POSITIVE	POSITIVE	POSITIVE
0.8%	2.1%	1.2%	1.5%

DAILY NUMBER OF REPORTED CASES

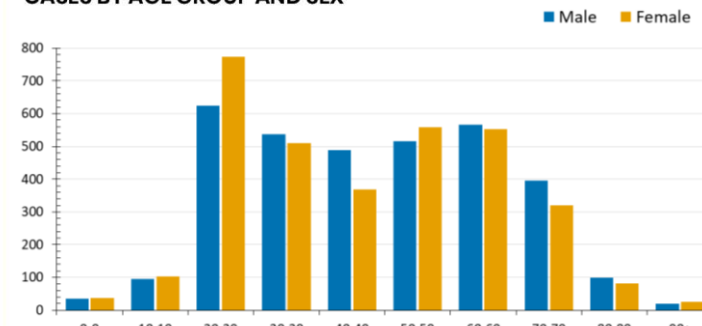


CASES IN AGED CARE SERVICES

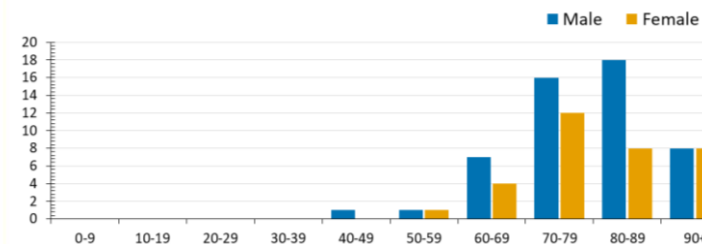
Confirmed cases	Australia	ACT	NSW	NT	Qld	SA	Tas	Vic	WA
Residential Care	60 [14] (19)	0	58 [14] (17)	0	1 (1)	0	1 (1)	0	0
In Home Care	29 [12] (2)	0	12 [3] (1)	0	7 [6]	1 [1]	5 (1)	3 [2]	1

Cases in care recipients [recovered] (deaths)

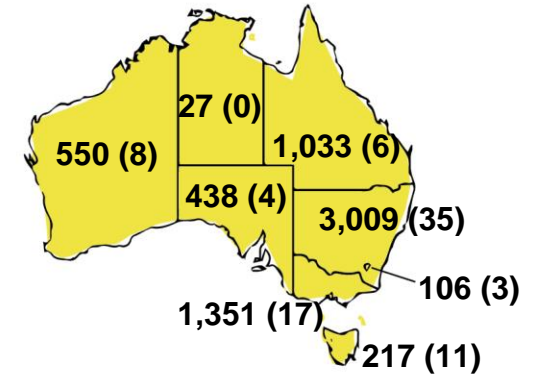
CASES BY AGE GROUP AND SEX



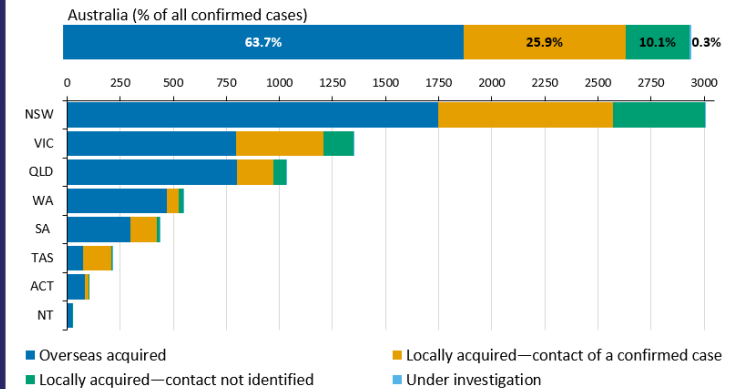
DEATHS BY AGE GROUP AND SEX



CASES (DEATHS) BY STATE AND TERRITORIES



CASES BY SOURCE OF INFECTION



PUBLIC HEALTH RESPONSE MEASURE

Proportion of total cases under investigation

