



CURRENT STATUS OF CONFIRMED CASES

6,720

Total cases

83

Total deaths

5,586

Cases recovered

43

CURRENT CASES
INTENSIVE CARE UNITS (ICU)



ACT	NSW	NT	QLD	SA	TAS	VIC	WA
1	19	0	6	2	0	11	4

113

CURRENT CASES
ADMITTED TO HOSPITALS



ACT	NSW	NT	QLD	SA	TAS	VIC	WA
1	35	5	15	4	14	23	16

517,063

1.3% POSITIVE

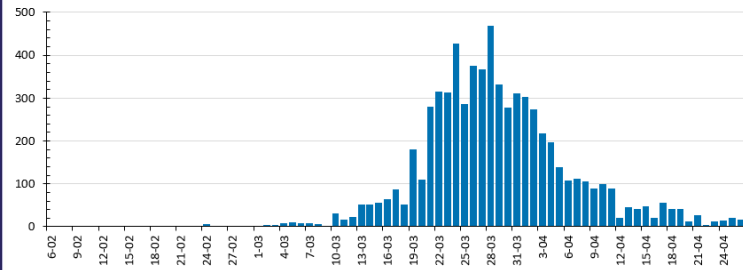
TOTAL TESTS
CONDUCTED



ACT	NSW	NT	QLD
8,102	203,131	4,245	99,527
POSITIVE	POSITIVE	POSITIVE	POSITIVE
1.3%	1.5%	0.6%	1.0%

SA	TAS	VIC	WA
53,283	9,384	104,000	35,391
POSITIVE	POSITIVE	POSITIVE	POSITIVE
0.8%	2.3%	1.3%	1.6%

DAILY NUMBER OF REPORTED CASES

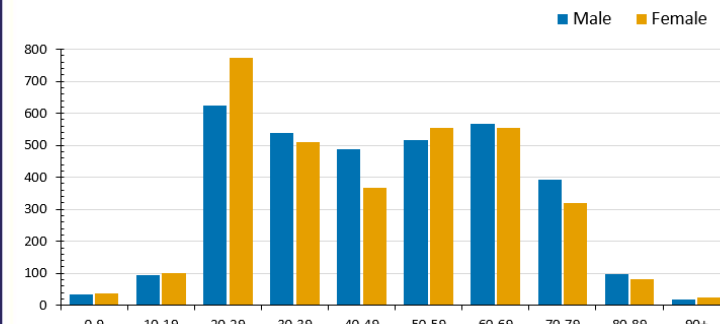


CASES IN AGED CARE SERVICES

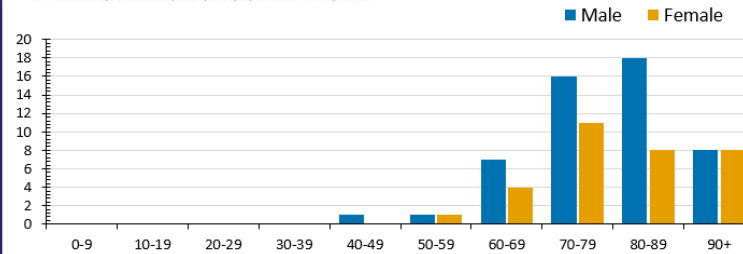
Confirmed cases	Australia	ACT	NSW	NT	Qld	SA	Tas	Vic	WA
Residential Care	60	0	58	0	1	0	1	0	0
	[14] (16)		[14] (14)		(1)		(1)		
In Home Care	29	0	12	0	7	1	5	3	1
	[11] (2)		[3] (1)		[5]	[1]	(1)	[2]	

Cases in care recipients [recovered] (deaths)

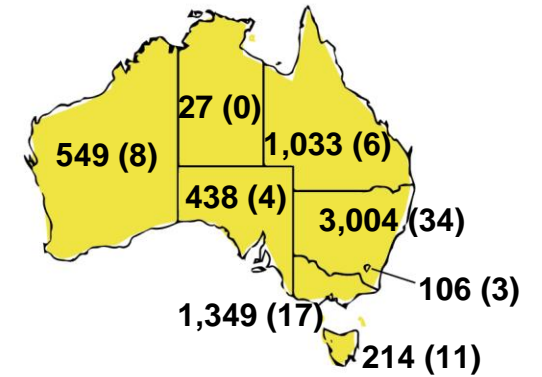
CASES BY AGE GROUP AND SEX



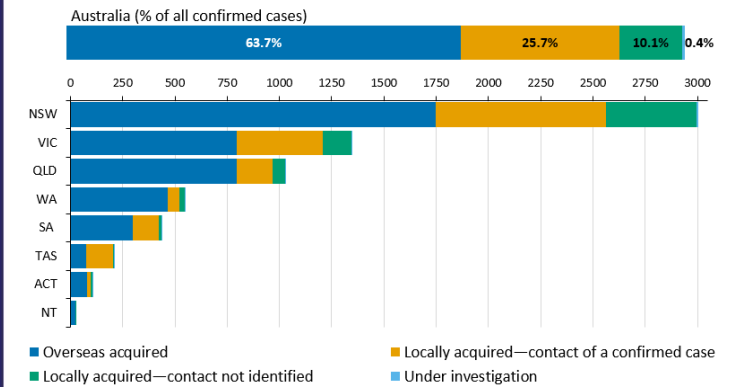
DEATHS BY AGE GROUP AND SEX



CASES (DEATHS) BY STATE AND TERRITORIES



CASES BY SOURCE OF INFECTION



PUBLIC HEALTH RESPONSE MEASURE

Proportion of total cases under investigation

