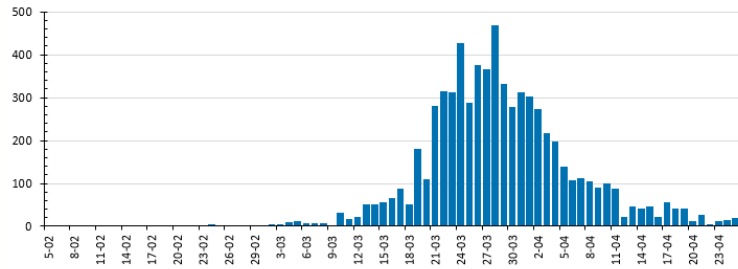




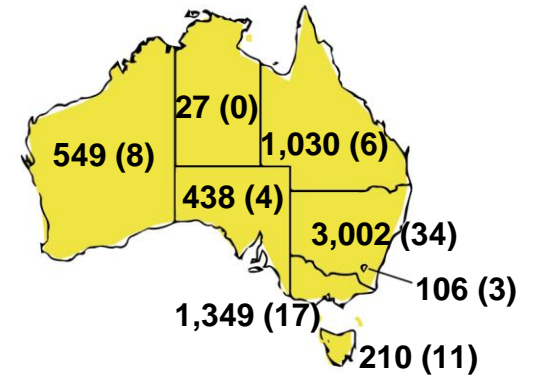
CURRENT STATUS OF CONFIRMED CASES



DAILY NUMBER OF REPORTED CASES



CASES (DEATHS) BY STATE AND TERRITORIES



42

CURRENT CASES
INTENSIVE CARE UNITS (ICU)



ACT	NSW	NT	QLD	SA	TAS	VIC	WA
1	19	0	6	2	0	10	4

CASES IN AGED CARE SERVICES

Confirmed cases	Australia	ACT	NSW	NT	Qld	SA	Tas	Vic	WA
Residential Care	60 [14] (16)	0	58 [14] (14)	0	1 (1)	0	1 (1)	0	0
In Home Care	29 [11] (2)	0	12 [3] (1)	0	7 [5]	1 [1]	5 (1)	3 [2]	1

Cases in care recipients [recovered] (deaths)

115

CURRENT CASES
ADMITTED TO HOSPITALS



ACT	NSW	NT	QLD	SA	TAS	VIC	WA
1	37	5	18	4	13	21	16

506,449

1.3% POSITIVE

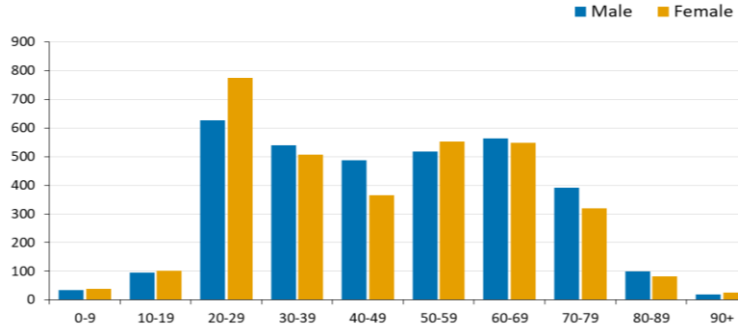
TOTAL TESTS
CONDUCTED



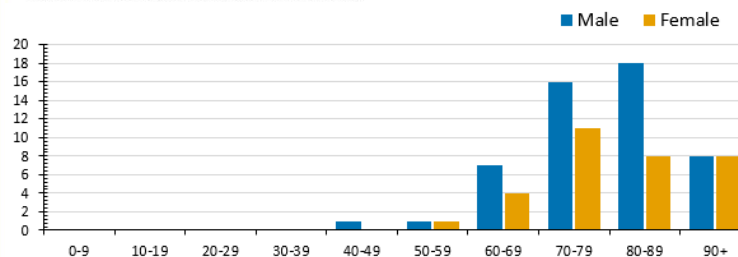
ACT	NSW	NT	QLD
7,886	198,715	4,231	98,422
POSITIVE	POSITIVE	POSITIVE	POSITIVE
1.3%	1.5%	0.6%	1.0%

SA	TAS	VIC	WA
52,671	8,719	101,000	34,805
POSITIVE	POSITIVE	POSITIVE	POSITIVE
0.8%	2.4%	1.3%	1.6%

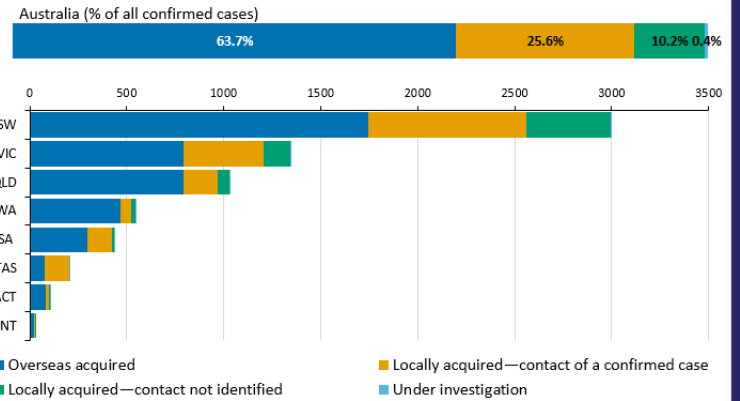
CASES BY AGE GROUP AND SEX



DEATHS BY AGE GROUP AND SEX



CASES BY SOURCE OF INFECTION



PUBLIC HEALTH RESPONSE MEASURE

