



CURRENT STATUS OF CONFIRMED CASES

6,675

Total cases

78

Total deaths

5,136

Cases recovered

42

CURRENT CASES  
INTENSIVE CARE UNITS (ICU)



ACT	NSW	NT	QLD	SA	TAS	VIC	WA
0	19	0	6	2	0	11	4

138

CURRENT CASES  
ADMITTED TO HOSPITALS



ACT	NSW	NT	QLD	SA	TAS	VIC	WA
0	43	10	18	4	16	27	20

482,370

1.4% POSITIVE

TOTAL TESTS  
CONDUCTED



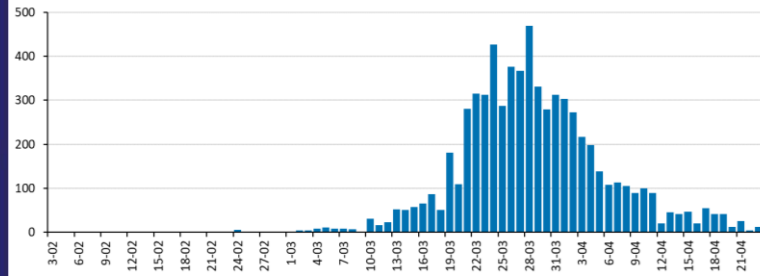
ACT	NSW	NT	QLD
7,440	188,416	4,120	94,977

POSITIVE	POSITIVE	POSITIVE	POSITIVE
1.4%	1.6%	0.7%	1.1%

SA	TAS	VIC	WA
50,396	7,883	96,000	33,138

POSITIVE	POSITIVE	POSITIVE	POSITIVE
0.9%	2.6%	1.4%	1.7%

DAILY NUMBER OF REPORTED CASES

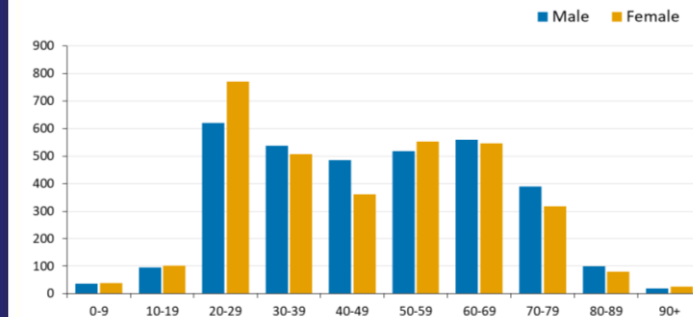


CASES IN AGED CARE SERVICES

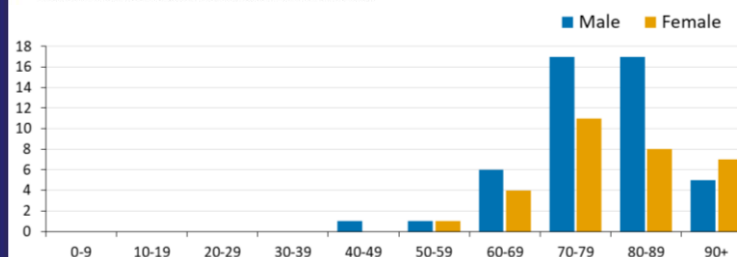
Confirmed cases	Australia	ACT	NSW	NT	Qld	SA	Tas	Vic	WA
Residential Care	56 [14] (15)	0	54 [14] (13)	0	1 (1)	0	1 (1)	0	0
In Home Care	29 [9] (2)	0	12 [2] (1)	0	7 [5]	1	5 (1)	3 [2]	1

Cases in care recipients [recovered] (deaths)

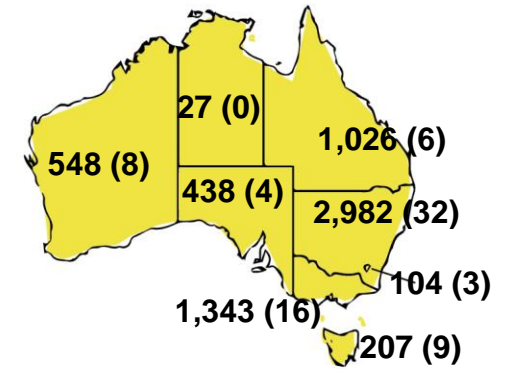
CASES BY AGE GROUP AND SEX



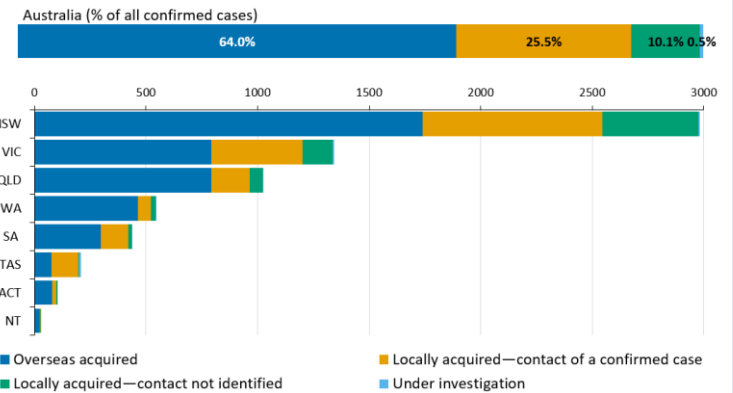
DEATHS BY AGE GROUP AND SEX



CASES (DEATHS) BY STATE AND TERRITORIES



CASES BY SOURCE OF INFECTION



PUBLIC HEALTH RESPONSE MEASURE

