



CURRENT STATUS OF CONFIRMED CASES

6,661

Total cases

75

Total deaths

5,045

Cases recovered

45

CURRENT CASES
INTENSIVE CARE UNITS (ICU)



ACT	NSW	NT	QLD	SA	TAS	VIC	WA
0	21	0	7	2	0	10	5

152

CURRENT CASES
ADMITTED TO HOSPITALS



ACT	NSW	NT	QLD	SA	TAS	VIC	WA
1	47	13	20	4	16	27	24

466,659

1.4% POSITIVE

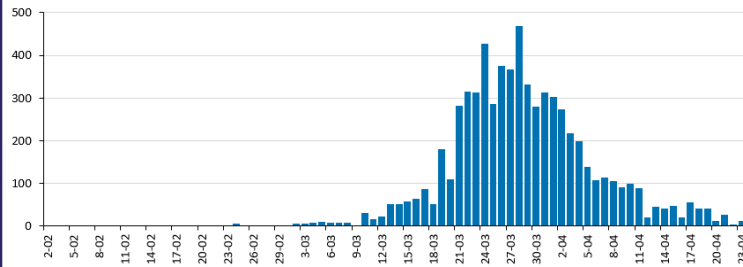
TOTAL TESTS
CONDUCTED



ACT	NSW	NT	QLD
7,367	181,064	4,045	92,699
POSITIVE	POSITIVE	POSITIVE	POSITIVE
1.4%	1.6%	0.7%	1.1%

SA	TAS	VIC	WA
48,727	7,607	93,000	32,150
POSITIVE	POSITIVE	POSITIVE	POSITIVE
0.9%	2.7%	1.4%	1.7%

DAILY NUMBER OF REPORTED CASES

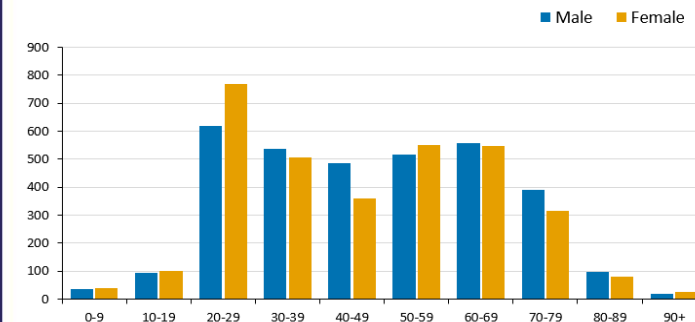


CASES IN AGED CARE SERVICES

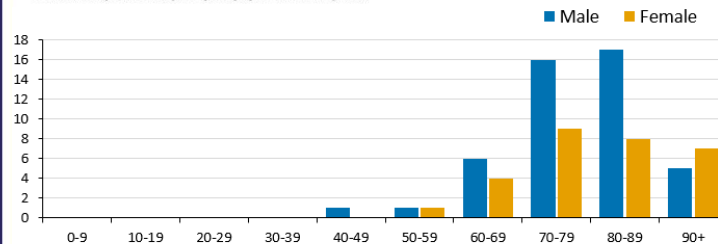
Confirmed cases	Australia	ACT	NSW	NT	Qld	SA	Tas	Vic	WA
Residential Care	55 [14] (13)	0	53 [14] (12)	0	1 (1)	0	1	0	0
In Home Care	29 [9] (2)	0	12 [2] (1)	0	7 [5]	1	5 (1)	3 [2]	1

Cases in care recipients [recovered] (deaths)

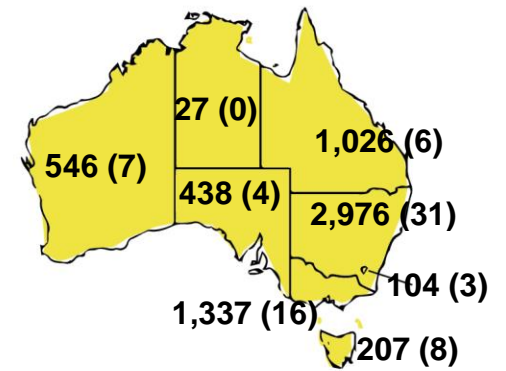
CASES BY AGE GROUP AND SEX



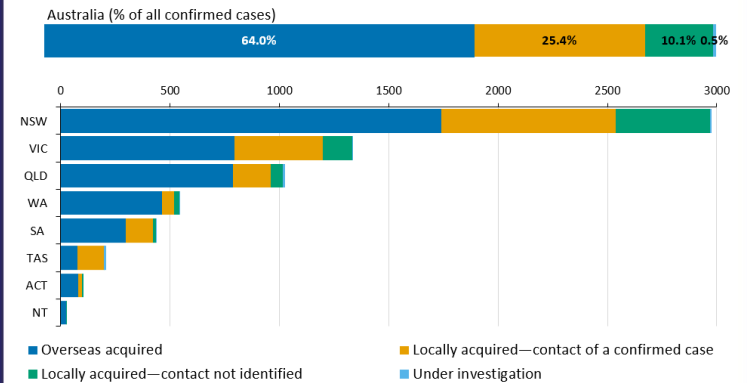
DEATHS BY AGE GROUP AND SEX



CASES (DEATHS) BY STATE AND TERRITORIES



CASES BY SOURCE OF INFECTION



PUBLIC HEALTH RESPONSE MEASURE

Proportion of total cases under investigation

