



CURRENT STATUS OF CONFIRMED CASES

6,649

Total cases

74

Total deaths

4,761

Cases recovered

47

CURRENT CASES
INTENSIVE CARE UNITS (ICU)



ACT	NSW	NT	QLD	SA	TAS	VIC	WA
0	20	0	7	1	1	13	5

162

CURRENT CASES
ADMITTED TO HOSPITALS



ACT	NSW	NT	QLD	SA	TAS	VIC	WA
1	50	14	20	4	18	30	25

452,441

1.5% POSITIVE

TOTAL TESTS
CONDUCTED



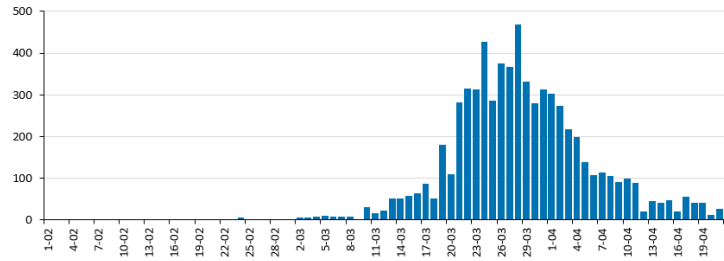
ACT	NSW	NT	QLD
7,256	175,419	3,972	90,168

POSITIVE	POSITIVE	POSITIVE	POSITIVE
1.4%	1.7%	0.7%	1.1%

SA	TAS	VIC	WA
47,238	7,248	90,000	31,140

POSITIVE	POSITIVE	POSITIVE	POSITIVE
0.9%	2.8%	1.5%	1.8%

DAILY NUMBER OF REPORTED CASES

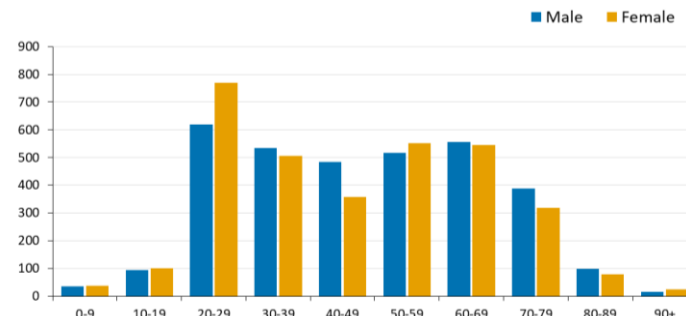


CASES IN AGED CARE SERVICES

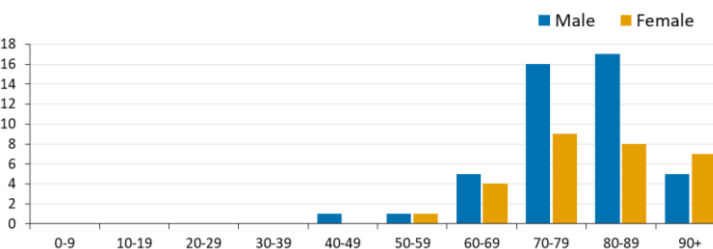
Confirmed cases	Australia	ACT	NSW	NT	Qld	SA	Tas	Vic	WA
Residential Care	54 [14] (12)	0	52 [14] (11)	0	1 (1)	0	1	0	0
In Home Care	30 [8] (2)	0	13 [2] (1)	0	7 [4]	1	5 (1)	3 [2]	1

Cases in care recipients [recovered] (deaths)

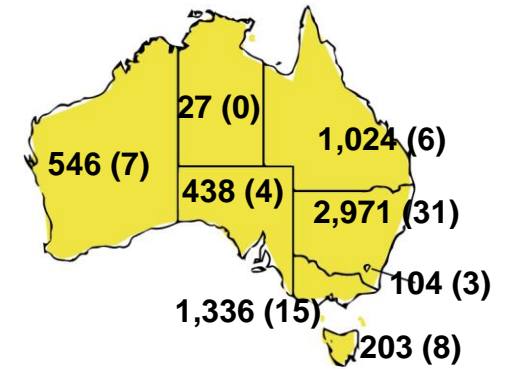
CASES BY AGE GROUP AND SEX



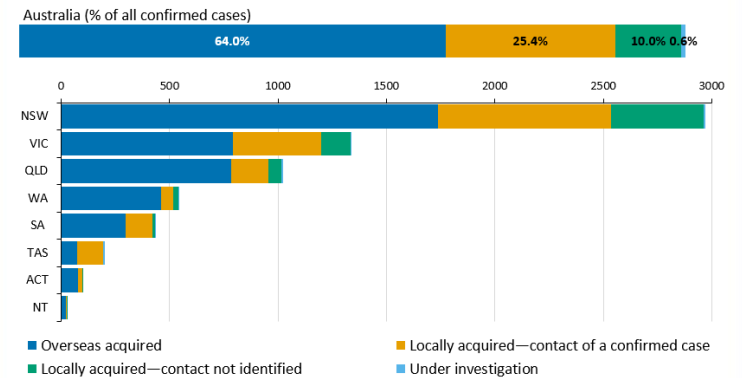
DEATHS BY AGE GROUP AND SEX



CASES (DEATHS) BY STATE AND TERRITORIES



CASES BY SOURCE OF INFECTION



PUBLIC HEALTH RESPONSE MEASURE

Proportion of total cases under investigation

