



CURRENT STATUS OF CONFIRMED CASES

6,645

Total cases

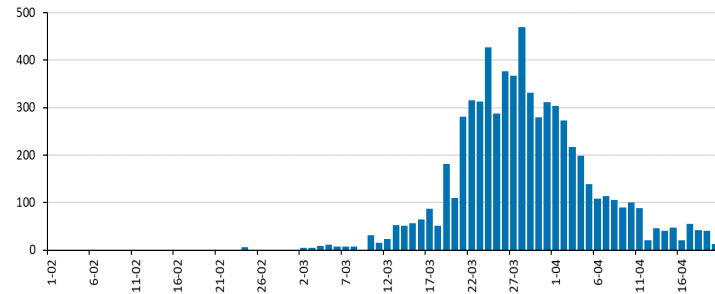
71

Total deaths

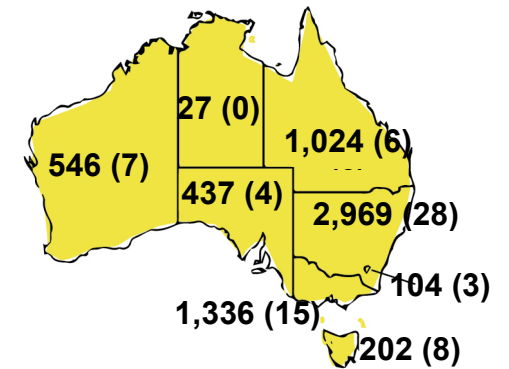
4,291

Cases recovered

DAILY NUMBER OF REPORTED CASES



CASES (DEATHS) BY STATE AND TERRITORIES



47

CURRENT CASES
INTENSIVE CARE UNITS (ICU)



ACT	NSW	NT	QLD	SA	TAS	VIC	WA
0	21	0	7	1	1	12	5

CASES IN AGED CARE SERVICES

Confirmed cases	Australia	ACT	NSW	NT	Qld	SA	Tas	Vic	WA
Residential Care	54 [14] (12)	0	52 [14] (11)	0	1 (1)	0	1	0	0
In Home Care	27 [7] (1)	0	10 [1]	0	7 [4]	1	5 (1)	3 [2]	1

Cases in care recipients [recovered] (deaths)

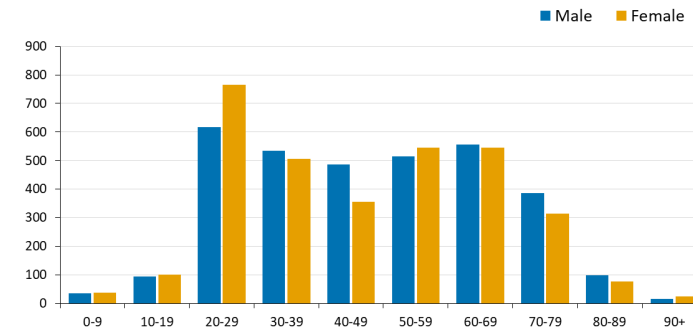
167

CURRENT CASES
ADMITTED TO HOSPITALS

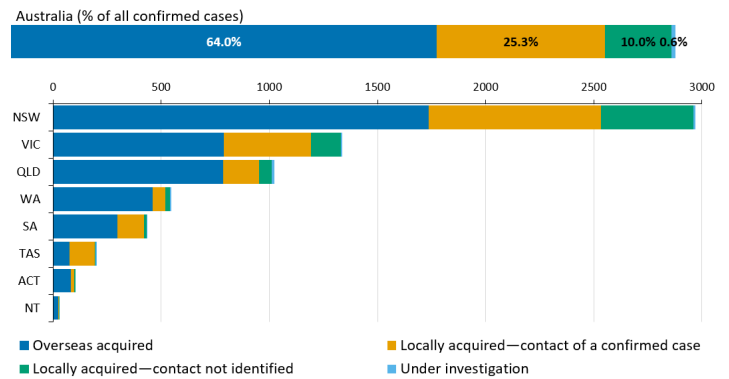


ACT	NSW	NT	QLD	SA	TAS	VIC	WA
1	55	14	21	5	17	28	26

CASES BY AGE GROUP AND SEX



CASES BY SOURCE OF INFECTION



439,842

1.5% POSITIVE

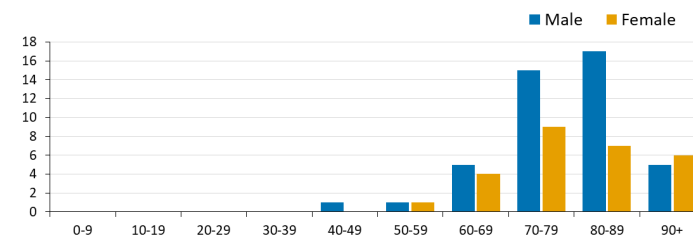
TOTAL TESTS
CONDUCTED



ACT	NSW	NT	QLD
7,126	171,128	3,810	87,470
POSITIVE	POSITIVE	POSITIVE	POSITIVE
1.5%	1.7%	0.7%	1.2%

SA	TAS	VIC	WA
45,495	6,701	88,000	30,112
POSITIVE	POSITIVE	POSITIVE	POSITIVE
1.0%	3.0%	1.5%	1.8%

DEATHS BY AGE GROUP AND SEX



PUBLIC HEALTH RESPONSE MEASURE

Proportion of total cases under investigation

