



CURRENT STATUS OF CONFIRMED CASES

6,606

Total cases

70

Total deaths

4,230

Cases recovered

48

CURRENT CASES  
INTENSIVE CARE UNITS (ICU)



ACT	NSW	NT	QLD	SA	TAS	VIC	WA
0	21	0	8	1	2	10	6

177

CURRENT CASES  
ADMITTED TO HOSPITALS



ACT	NSW	NT	QLD	SA	TAS	VIC	WA
0	57	16	22	7	18	29	28

420,996

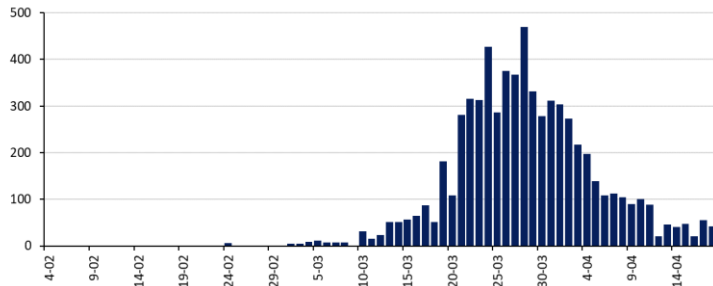
1.6% POSITIVE

TOTAL TESTS  
CONDUCTED



ACT	NSW	NT	QLD
6,893	165,137	3,713	84,735
POSITIVE	POSITIVE	POSITIVE	POSITIVE
1.5%	1.8%	0.7%	1.2%
SA	TAS	VIC	WA
43,310	6,320	82,000	28,888
POSITIVE	POSITIVE	POSITIVE	POSITIVE
1.0%	3.0%	1.6%	1.9%

DAILY NUMBER OF REPORTED CASES

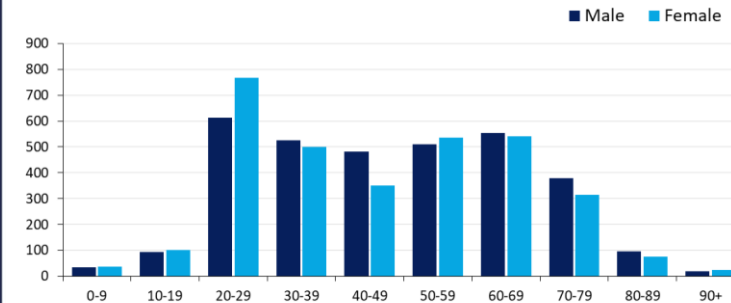


CASES IN AGED CARE SERVICES

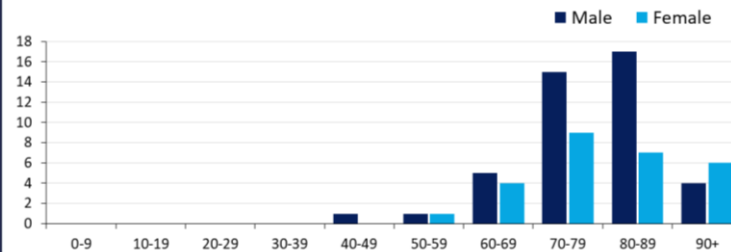
Confirmed cases	Australia	ACT	NSW	NT	Qld	SA	Tas	Vic	WA
Residential Care	53 [11] (11)	0	51 [11] (10)	0	1 (1)	0	1	0	0
In Home Care	25 [6] (1)	0	9 [1]	0	7 [3]	1	4 (1)	3 [2]	1

Cases in care recipients [recovered] (deaths)

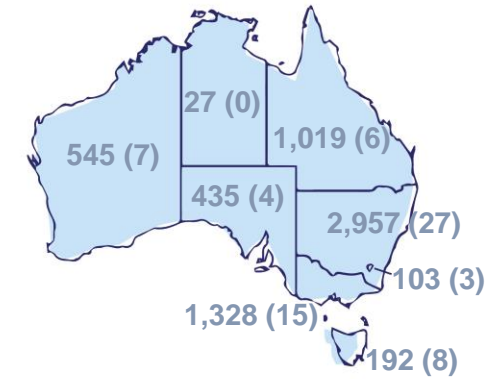
CASES BY AGE GROUP AND SEX



DEATHS BY AGE GROUP AND SEX

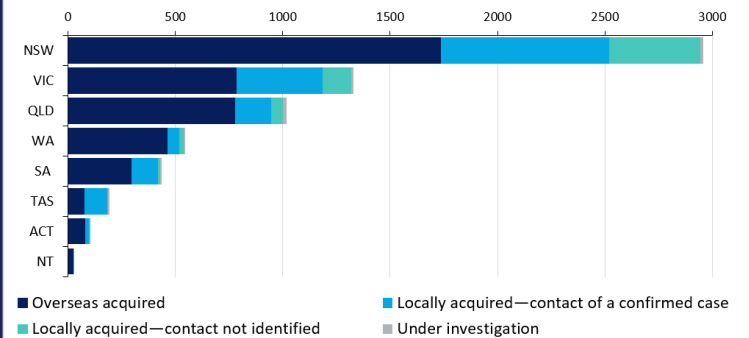


CASES (DEATHS) BY STATE AND TERRITORIES



CASES BY SOURCE OF INFECTION

Australia (% of all confirmed cases)



PUBLIC HEALTH RESPONSE MEASURE

Proportion of total cases under investigation

