



CURRENT STATUS OF CONFIRMED CASES

6,565

Total cases

68

Total deaths

4,163

Cases recovered

55

CURRENT CASES
INTENSIVE CARE UNITS (ICU)

ACT	NSW	NT	QLD	SA	TAS	VIC	WA
0	25	0	9	1	2	12	6

184

CURRENT CASES
ADMITTED TO HOSPITALS

ACT	NSW	NT	QLD	SA	TAS	VIC	WA
1	57	17	22	7	17	30	33

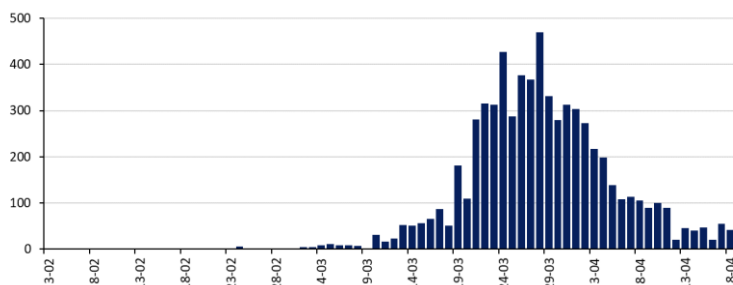
406,510

1.6% POSITIVE

TOTAL TESTS
CONDUCTED

ACT	NSW	NT	QLD
6,856	160,454	3,625	82,763
POSITIVE	POSITIVE	POSITIVE	POSITIVE
1.5%	1.8%	0.7%	1.2%
SA	TAS	VIC	WA
41,261	5,376	79,000	27,175
POSITIVE	POSITIVE	POSITIVE	POSITIVE
1.1%	3.5%	1.7%	2.0%

DAILY NUMBER OF REPORTED CASES

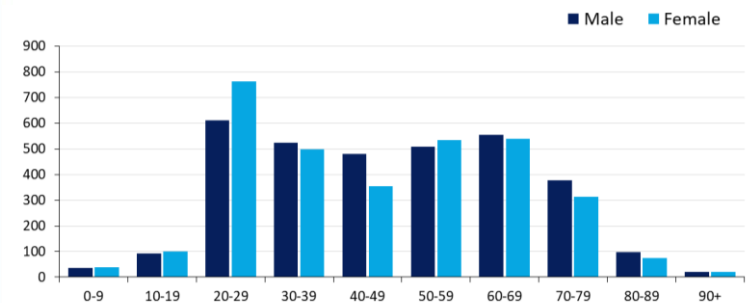


CASES IN AGED CARE SERVICES

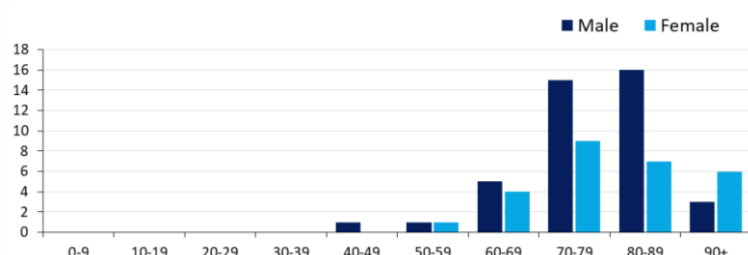
Confirmed cases	Australia	ACT	NSW	NT	Qld	SA	Tas	Vic	WA
Residential Care	46 [11] (10)	0	45 [11] (9)	0	1 (1)	0	0	0	0
In Home Care	25 [6] (1)	0	9 [1]	0	7 [3]	1	4 (1)	3 [2]	1

Cases in care recipients [recovered] (deaths)

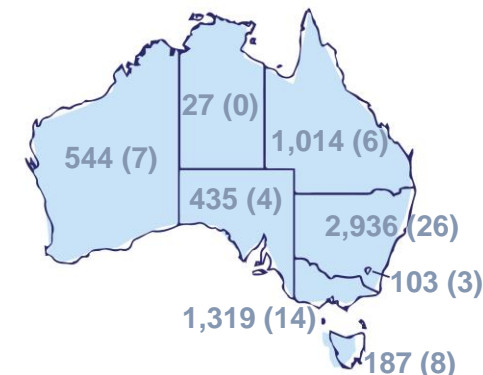
CASES BY AGE GROUP AND SEX



DEATHS BY AGE GROUP AND SEX



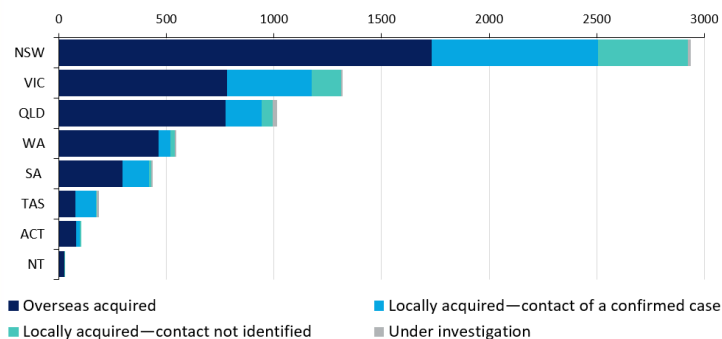
CASES (DEATHS) BY STATE AND TERRITORIES



CASES BY SOURCE OF INFECTION

Australia (% of all confirmed cases)

64.4% 24.9% 9.8% 0.9%



PUBLIC HEALTH RESPONSE MEASURE

Proportion of total cases under investigation

