



#### CURRENT STATUS OF CONFIRMED CASES

6,447

Total cases

63

Total deaths

3,686

Cases recovered

76

CURRENT CASES  
INTENSIVE CARE UNITS (ICU)

ACT	NSW	NT	QLD	SA	TAS	VIC	WA
1	29	0	11	4	2	18	11

214

CURRENT CASES  
ADMITTED TO HOSPITALS

ACT	NSW	NT	QLD	SA	TAS	VIC	WA
2	73	21	23	10	13	39	33

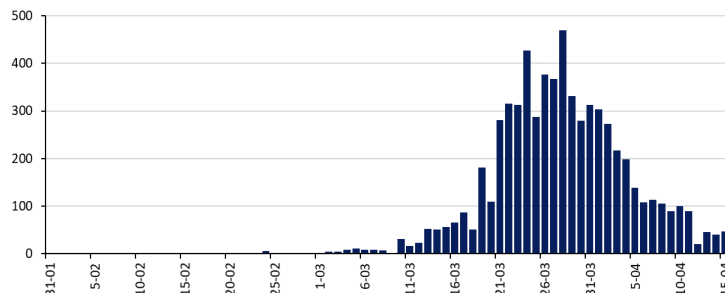
371,377

1.7% POSITIVE

TOTAL TESTS  
CONDUCTED

ACT	NSW	NT	QLD
6,490	147,114	3,489	75,480
POSITIVE	POSITIVE	POSITIVE	POSITIVE
1.6%	2.0%	0.8%	1.3%
SA	TAS	VIC	WA
37,545	4,646	72,000	24,613
POSITIVE	POSITIVE	POSITIVE	POSITIVE
1.2%	3.6%	1.8%	2.2%

#### DAILY NUMBER OF REPORTED CASES

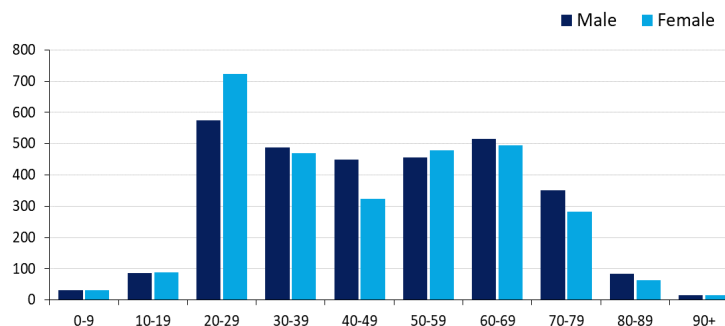


#### CASES IN AGED CARE SERVICES

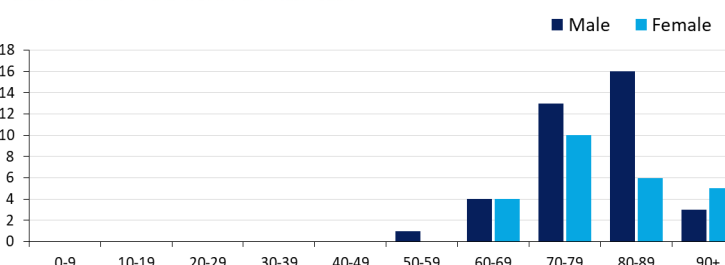
Confirmed cases	Australia	ACT	NSW	NT	Qld	SA	Tas	Vic	WA
Residential Care	28 [5] (9)	0	27 [5] (8)	0	1 (1)	0	0	0	0
In Home Care	19 [1] (1)	0	9 [1]	0	4	1	2 (1)	3	0

Cases in care recipients [recovered] (deaths)

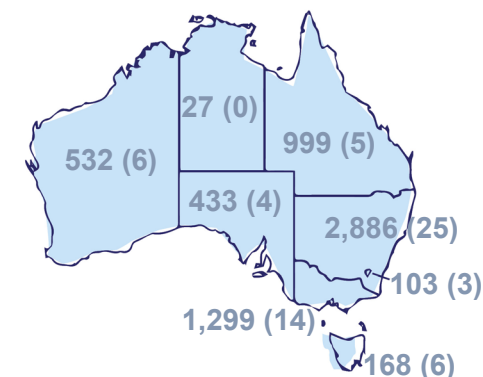
#### CASES BY AGE GROUP AND SEX



#### DEATHS BY AGE GROUP AND SEX

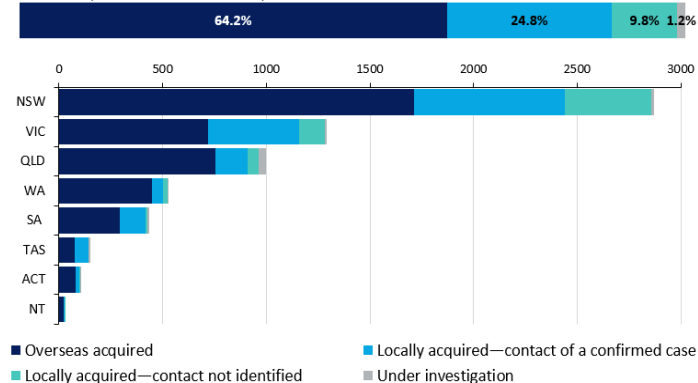


#### CASES (DEATHS) BY STATE AND TERRITORIES



#### CASES BY SOURCE OF INFECTION

Australia (% of all confirmed cases)



#### PUBLIC HEALTH RESPONSE MEASURE

Proportion of total cases under investigation

