



#### CURRENT STATUS OF CONFIRMED CASES

6,400

Total cases

61

Total deaths

3,598

Cases recovered

80

CURRENT CASES  
INTENSIVE CARE UNITS (ICU)

ACT	NSW	NT	QLD	SA	TAS	VIC	WA
2	32	0	11	4	2	15	14

230

CURRENT CASES  
ADMITTED TO HOSPITALS

ACT	NSW	NT	QLD	SA	TAS	VIC	WA
3	80	22	24	11	12	40	38

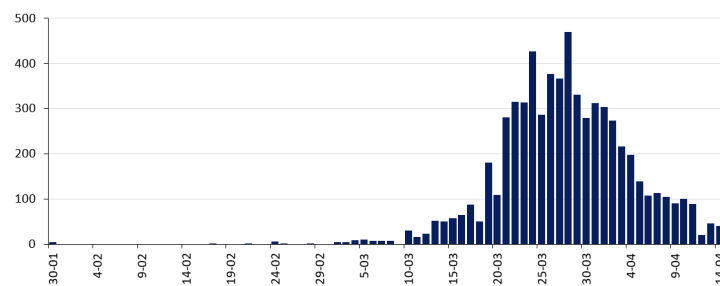
366,493

1.7% POSITIVE

TOTAL TESTS  
CONDUCTED

ACT	NSW	NT	QLD
6,291	145,809	3,442	74,013
POSITIVE	POSITIVE	POSITIVE	POSITIVE
1.6%	2.0%	0.8%	1.3%
SA	TAS	VIC	WA
37,039	4,502	71,000	24,397
POSITIVE	POSITIVE	POSITIVE	POSITIVE
1.2%	3.4%	1.8%	2.2%

#### DAILY NUMBER OF REPORTED CASES

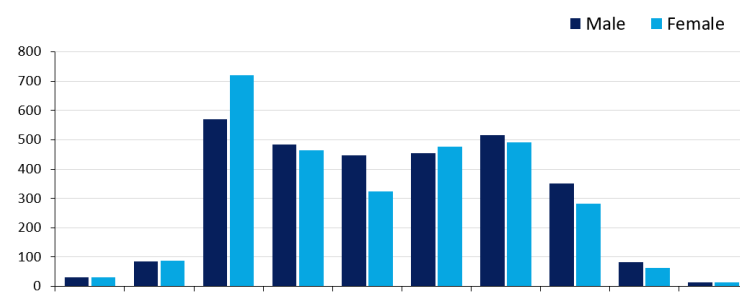


#### CASES IN AGED CARE SERVICES

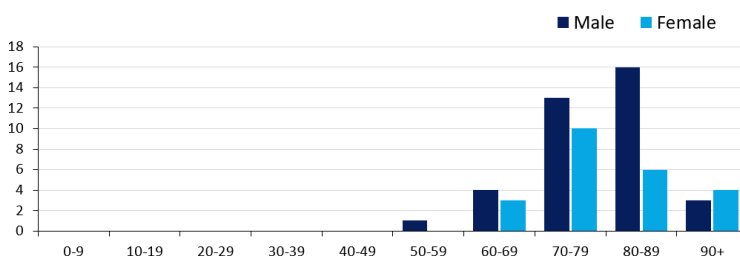
Confirmed cases	Australia	ACT	NSW	NT	Qld	SA	Tas	Vic	WA
Residential Care	28 [5] (9)	0	26 [5] (8)	0	1 (1)	0	0	1	0
In Home Care	18 [1] (1)	0	9 [1]	0	3	1	2 (1)	3	0

Cases in care recipients [recovered] (deaths)

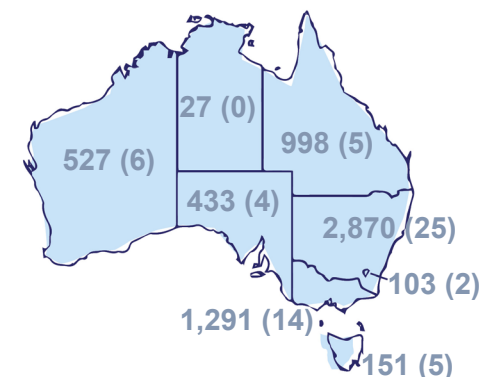
#### CASES BY AGE GROUP AND SEX



#### DEATHS BY AGE GROUP AND SEX

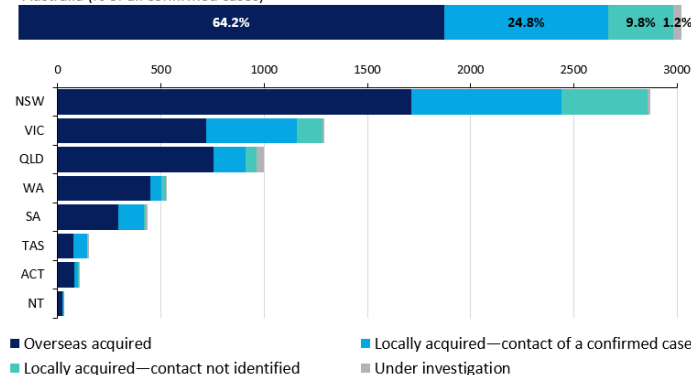


#### CASES (DEATHS) BY STATE AND TERRITORIES



#### CASES BY SOURCE OF INFECTION

Australia (% of all confirmed cases)



#### PUBLIC HEALTH RESPONSE MEASURE

Proportion of total cases under investigation

