



CURRENT STATUS OF CONFIRMED CASES

6,359

Total cases

61

Total deaths

3,494

Cases recovered

79

CURRENT CASES
INTENSIVE CARE UNITS (ICU)



ACT	NSW	NT	QLD	SA	TAS	VIC	WA
2	30	0	11	6	2	14	14

227

CURRENT CASES
ADMITTED TO HOSPITALS



ACT	NSW	NT	QLD	SA	TAS	VIC	WA
3	77	22	23	13	11	40	38

362,136

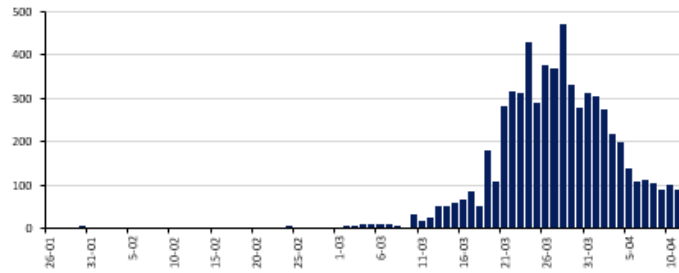
1.8% POSITIVE

TOTAL TESTS
CONDUCTED



ACT	NSW	NT	QLD
6,191	144,380	3,381	73,170
POSITIVE	POSITIVE	POSITIVE	POSITIVE
1.7%	2.0%	0.8%	1.3%
SA	TAS	VIC	WA
36,704	4,375	70,000	23,935
POSITIVE	POSITIVE	POSITIVE	POSITIVE
1.2%	3.3%	1.8%	2.2%

DAILY NUMBER OF REPORTED CASES

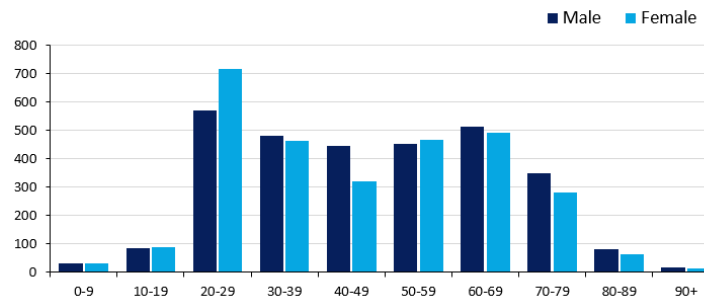


CASES IN AGED CARE SERVICES

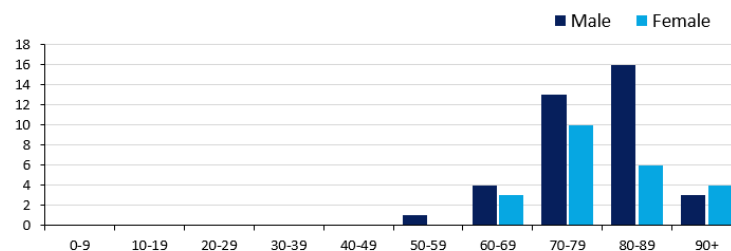
Confirmed cases	Australia	ACT	NSW	NT	Qld	SA	Tas	Vic	WA
Residential Care	27 [5] (9)	0	25 [5] (8)	0	1 (1)	0	0	1	0
In Home Care	18 [1] (1)	0	9 [1]	0	3	1	2 (1)	3	0

Cases in care recipients [recovered] (deaths)

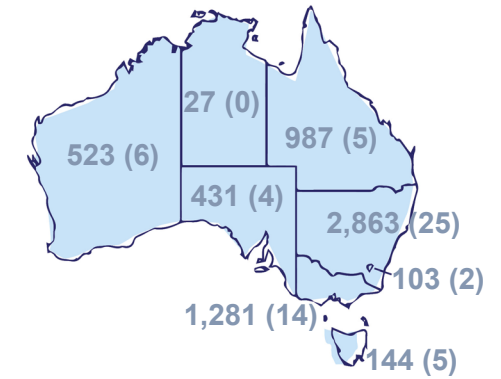
CASES BY AGE GROUP AND SEX



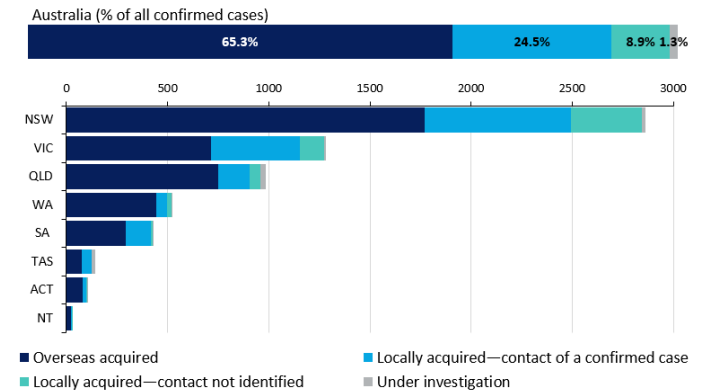
DEATHS BY AGE GROUP AND SEX



CASES (DEATHS) BY STATE AND TERRITORIES



CASES BY SOURCE OF INFECTION



PUBLIC HEALTH RESPONSE MEASURE

Proportion of total cases under investigation

