



#### CURRENT STATUS OF CONFIRMED CASES

6,203

Total cases

53

Total deaths

3,141

Cases recovered

74

CURRENT CASES  
INTENSIVE CARE UNITS (ICU)

ACT	NSW	NT	QLD	SA	TAS	VIC	WA
2	29	0	12	6	2	13	10

236

CURRENT CASES  
ADMITTED TO HOSPITALS

ACT	NSW	NT	QLD	SA	TAS	VIC	WA
4	83	24	36	15	8	43	23

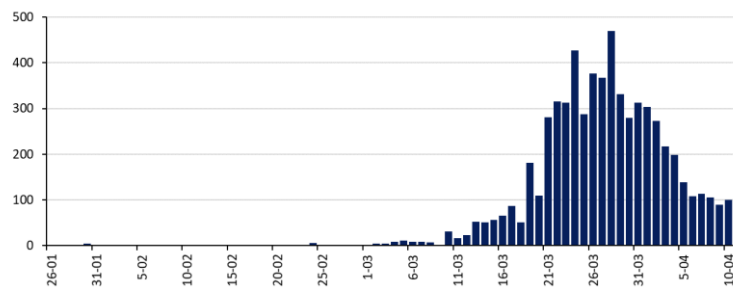
338,346

1.8% POSITIVE

TOTAL TESTS  
CONDUCTED

ACT	NSW	NT	QLD
6,017	137,441	3,243	69,194
POSITIVE	POSITIVE	POSITIVE	POSITIVE
1.7%	2.1%	0.8%	1.4%
SA	TAS	VIC	WA
35,716	3,591	62,000	21,144
POSITIVE	POSITIVE	POSITIVE	POSITIVE
1.2%	3.1%	2.0%	2.4%

#### DAILY NUMBER OF REPORTED CASES

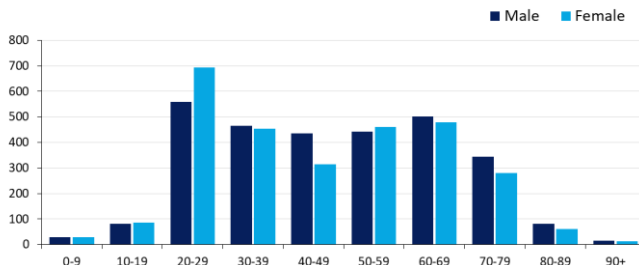


#### CASES IN AGED CARE SERVICES

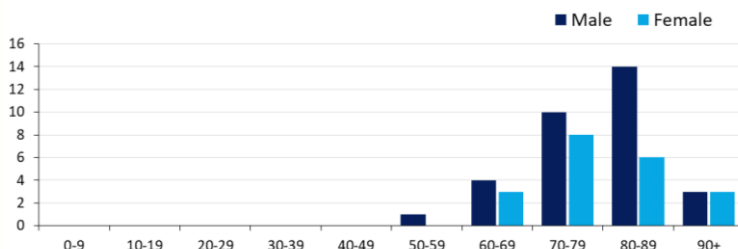
Confirmed cases	Australia	ACT	NSW	NT	Qld	SA	Tas	Vic	WA
Residential Care	26 [5] (9)	0	24 [5] (8)	0	1 (1)	0	0	1	0
In Home Care	10 (1)	0	5	0	1	1	1 (1)	2	0

Cases in care recipients [recovered] (deaths)

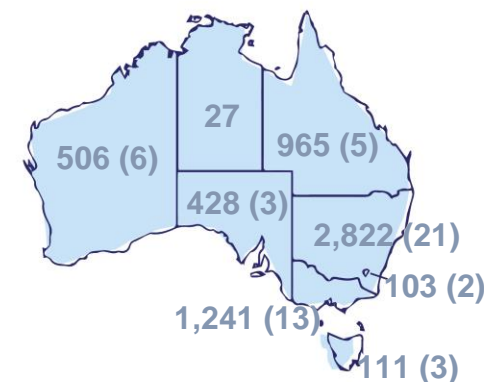
#### CASES BY AGE GROUP AND SEX



#### DEATHS BY AGE GROUP AND SEX

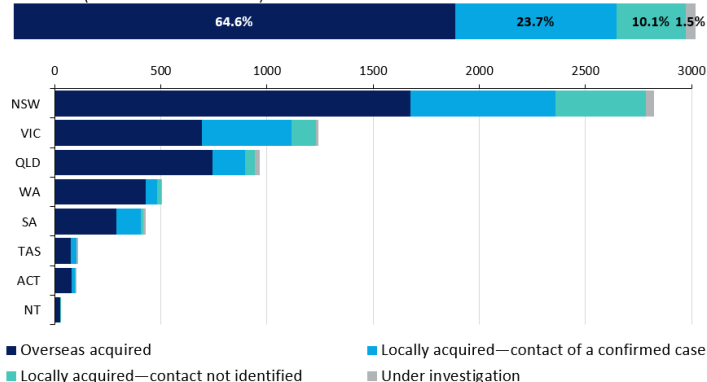


#### CASES (DEATHS) BY STATE AND TERRITORIES



#### CASES BY SOURCE OF INFECTION

Australia (% of all confirmed cases)



#### PUBLIC HEALTH RESPONSE MEASURE

Proportion of total cases under investigation

