



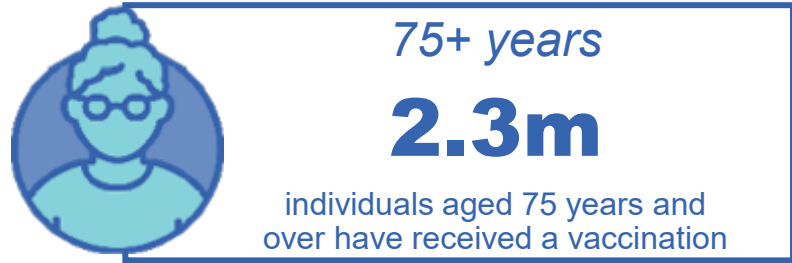
Australian Government

**Department of Health,
Disability and Ageing**

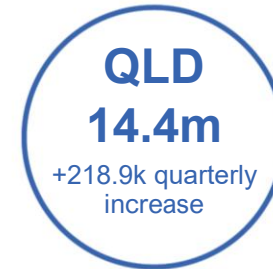
COVID-19 Vaccine Program

Data as at*: 30 Jun 2026

Total COVID-19 vaccinations



76.7m
total vaccine doses administered
+1.2m quarterly increase



State breakdown is based on the state in which a vaccine was physically administered and may differ from a person's residential address.
*The data is as at: 30 June 2026, as the data was known as at: 30 June 2026

Key: m = million k = thousand

Source: Australian Immunisation Register

Data as at*:
30 Jun 2026

COVID-19 vaccinations in the last six months



650.2k (25.1%#)

individuals aged **75 years and over** have received a vaccination in the last six months##



450.1k (15.5%#)

individuals aged **65 to 74 years** have received a vaccination in the last six months##



395.6k (2.3%#)

individuals aged **18 to 64 years** have received a vaccination in the last six months##



1.5m

total vaccine doses administered to **all ages (18 years and over)** in the last six months

Number of doses administered in the last six months by provider state###

Provider state	Doses (18+ years)	Quarterly change**
National	1.5m	183.7%
ACT	49.6k	160.4%
NSW	437.3k	164.2%
NT	4.0k	98.8%
QLD	283.6k	167.9%
SA	124.1k	149.4%
TAS	63.8k	250.7%
VIC	399.7k	199.0%
WA	156.8k	278.9%

#Coverage uses the Australian Immunisation Register population as denominator, limiting to individuals matched to the Medicare database.

##The number of people with a dose will not match the number of doses administered. This can occur when a person receives a valid dose but then permanently leaves Australia, when a person receives multiple doses in a short time period (such as a specific health recommendation or a vaccine administration error), or in the case of data input errors into the Australian Immunisation Register.

###State breakdown is based on the state in which a vaccine was physically administered and may differ from a person's residential address.

*The data is as at: 30 June 2026, as the data was known as at: 30 June 2026

**Difference between the previous six-months as per the data as at date and the previous six-months calculated at 31 Mar 2026. Comparing rolling time periods can result in negative changes depending on the rate of vaccination.

Key: m = million k = thousand

Source: Australian Immunisation Register

Data as at*:
30 Jun 2026

COVID-19 vaccinations in the last 12 months



782.4k (30.1%#)

individuals aged **75 years and over** have received a vaccination in the last 12 months##



547.8k (18.9%#)

individuals aged **65 to 74 years** have received a vaccination in the last 12 months##



544.6k (3.2%#)

individuals aged **18 to 64 years** have received a vaccination in the last 12 months##



2.2m

total vaccine doses administered to **all ages (18 years and over)** in the last 12 months

Number of doses administered in the last 12 months by provider state###

Provider state	Doses (18+ years)	Quarterly change**
National	2.2m	-6.6%
ACT	70.3k	-7.6%
NSW	633.4k	-7.4%
NT	7.0k	-11.2%
QLD	415.1k	-7.6%
SA	177.5k	-4.6%
TAS	86.0k	-0.5%
VIC	560.7k	-5.3%
WA	214.5k	-9.3%

#Coverage uses the Australian Immunisation Register population as denominator, limiting to individuals matched to the Medicare database.

##The number of people with a dose will not match the number of doses administered. This can occur when a person receives a valid dose but then permanently leaves Australia, when a person receives multiple doses in a short time period (such as a specific health recommendation or a vaccine administration error), or in the case of data input errors into the Australian Immunisation Register.

###State breakdown is based on the state in which a vaccine was physically administered and may differ from a person's residential address.

*The data is as at: 30 June 2026, as the data was known as at: 30 June 2026

**Difference between the previous 12-months as per the data as at date and the previous 12-months calculated at 31 Mar 2026. Comparing rolling time periods can result in negative changes depending on the rate of vaccination.

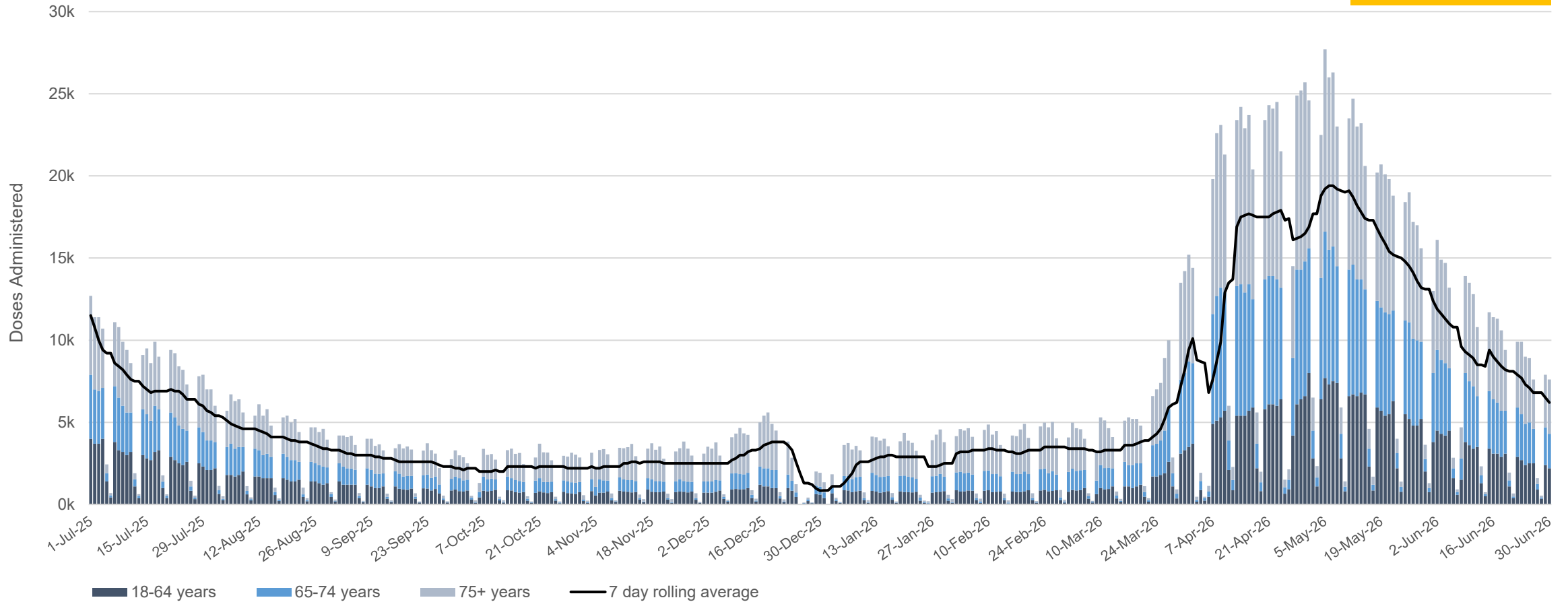
Key: m = million k = thousand

Source: Australian Immunisation Register

COVID-19 vaccinations administered in the last 12 months

Number of doses administered by day[#] and age group^{##}

**Data as at*:
30 Jun 2026**



[#]Date is based on the date a dose was physically administered rather than the date the information was recorded/known.

^{##}The number of doses by age group is based on an individual's current age and may be different from the age at vaccination.

The number of people with a dose will not match the number of doses administered. This can occur when a person receives a valid dose but then permanently leaves Australia, when a person receives multiple doses in a short time period (such as a specific health recommendation or a vaccine administration error), or in the case of data input errors into the Australian Immunisation Register.

*The data is as at: 30 June 2026, as the data was known as at: 30 June 2026

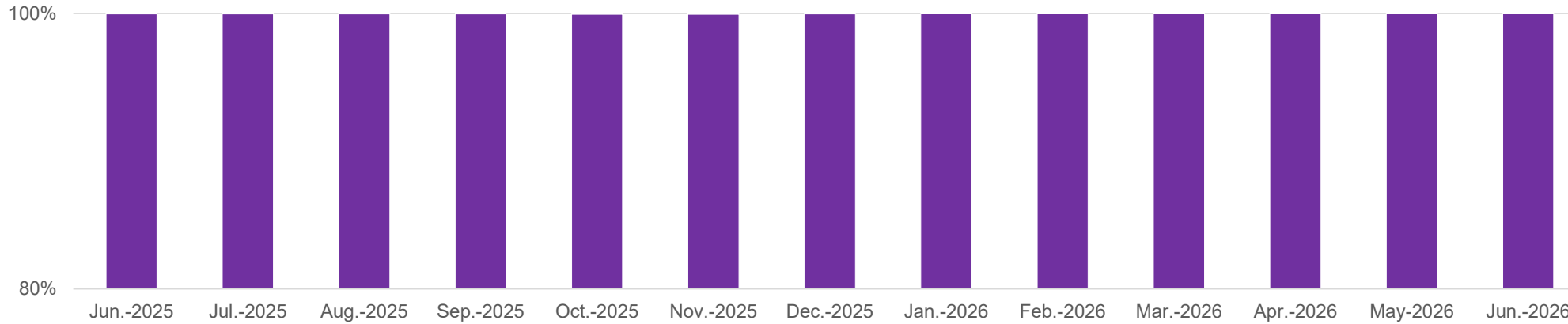
Key: m = million k = thousand

Source: Australian Immunisation Register

COVID-19 vaccinations administered in the last 12 months

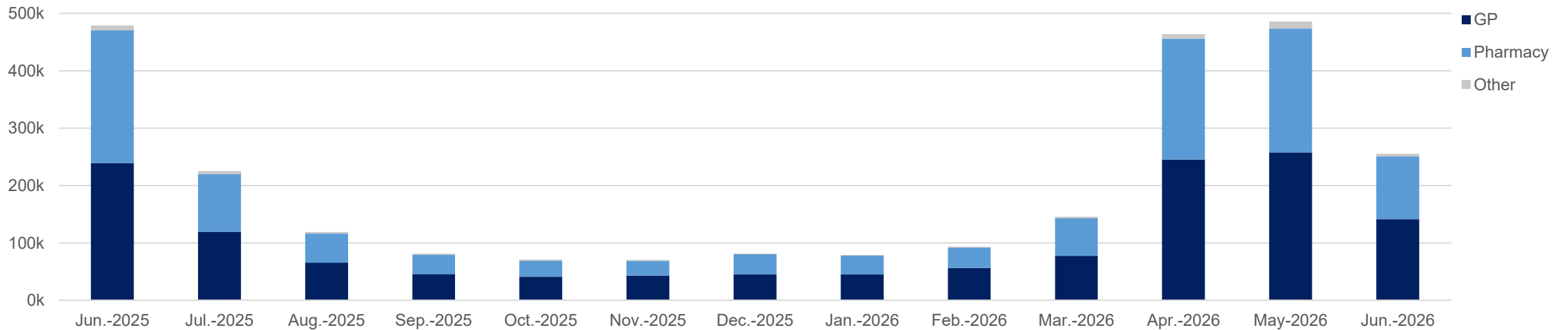
Data as at*:
30 Jun 2026

Percentage of doses administered by month and vaccine brand



- Novavax
- Moderna
- Pfizer

Number of doses administered by month and channel



Key: m = million k = thousand
Source: Australian Immunisation Register

Other consists of Aged Care and Disability, Jurisdictions, and Other Primary Care channels.
*The data is as at: 30 June 2026, as the data was known as at: 30 June 2026

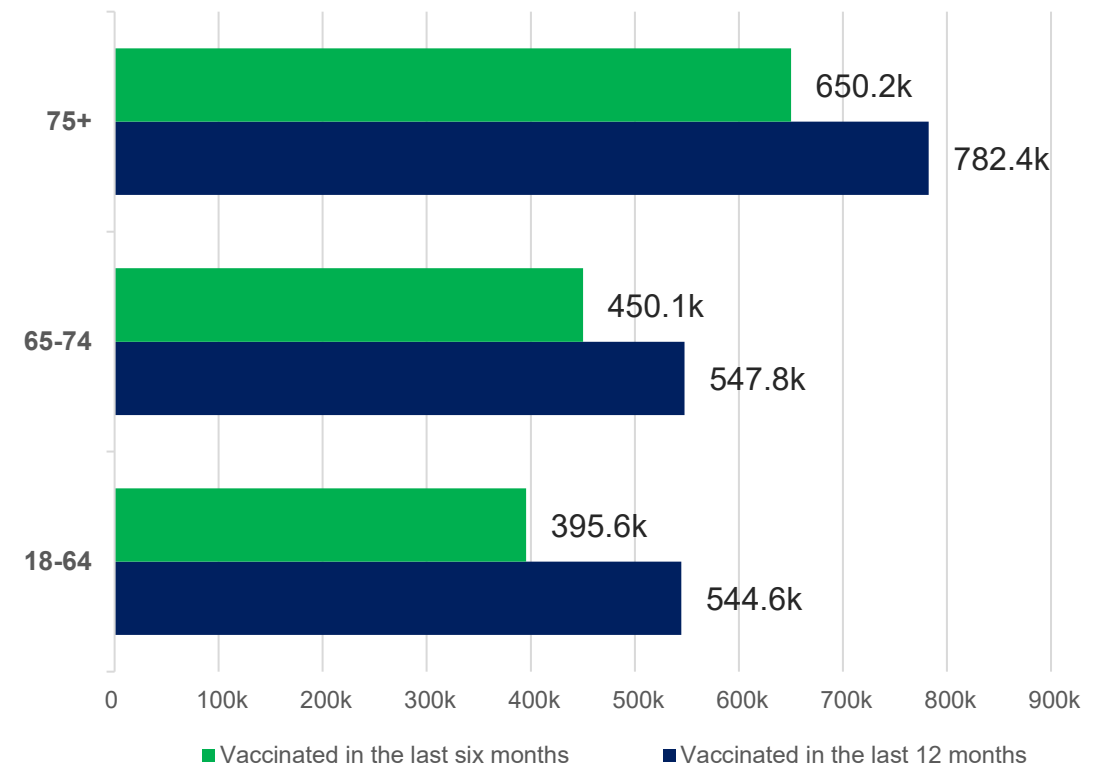
Data as at*:
30 Jun 2026

Vaccinations by age and location

Time since individuals last vaccination by residential state (18+ years)

Residential state**	Vaccinated in the last six months	Vaccinated in the last 12 months
National	1.5m	1.9m
ACT	46.9k	57.7k
NSW	427.3k	538.1k
NT	4.1k	6.5k
QLD	278.9k	361.7k
SA	122.3k	152.6k
TAS	62.8k	74.6k
VIC	392.9k	487.0k
WA	154.3k	188.0k
Unknown/Other	6.4k	8.6k

Time since individuals last vaccination by age (18+ years)



*The data is as at: 30 June 2026, as the data was known as at: 30 June 2026

**Residential state is based on a person's usual state of residence. In some cases, a residential address may be in Other Territories or unable to be linked to a state and result in unknown values.

Key: m = million k = thousand

Source: Australian Immunisation Register

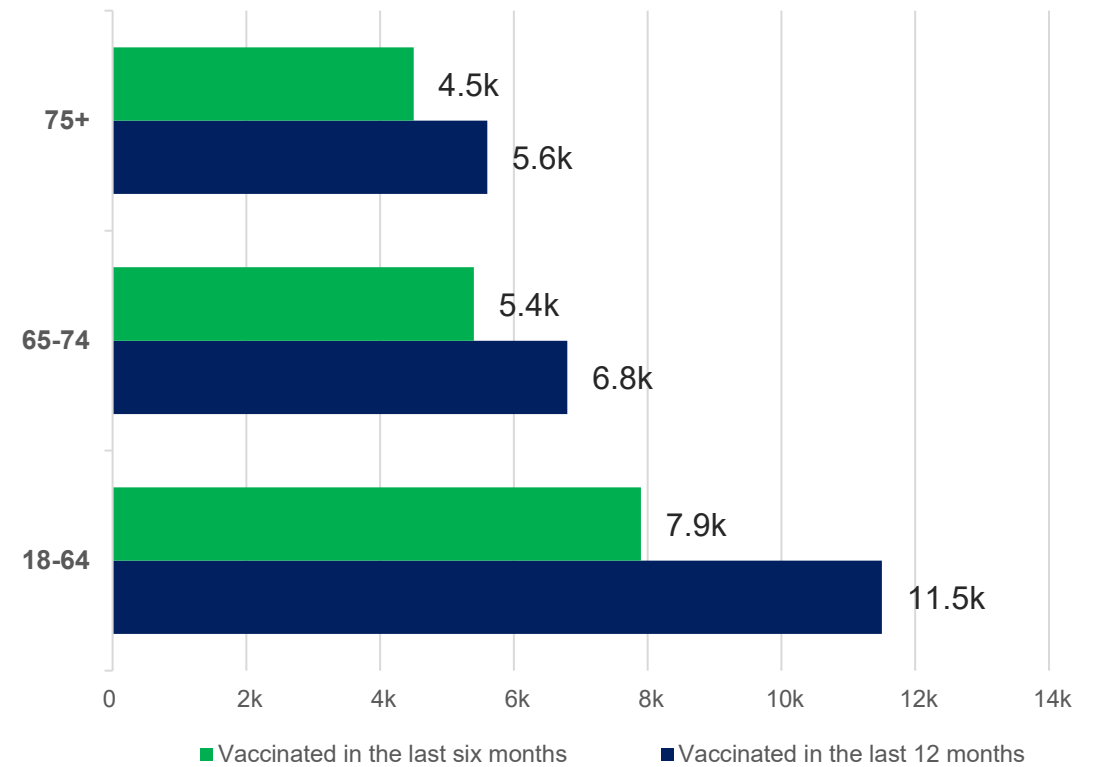
Data as at*:
30 Jun 2026

Aboriginal and Torres Strait Islander peoples

Time since First Nations individuals last vaccination by state (18+ years)

Time since First Nations individuals last vaccination by age (18+ years)

Residential state**	Vaccinated in the last six months	Vaccinated in the last 12 months
National	17.7k	23.9k
ACT	<500	<500
NSW	6.2k	8.1k
NT	545	1.1k
QLD	4.3k	5.9k
SA	863	1.2k
TAS	1.4k	1.7k
VIC	2.2k	2.9k
WA	1.6k	2.2k
Unknown/Other	<500	<500



Identification as Aboriginal and/or Torres Strait Islander in the Australian Immunisation Register is optional, and the population may be under reported.

*The data is as at: 30 June 2026, as the data was known as at: 30 June 2026

**Residential state is based on a person's usual state of residence. In some cases, a residential address may be in Other Territories or unable to be linked to a state and result in unknown values.

Key: m = million k = thousand

Source: Australian Immunisation Register

Data as at:
8 July 2026

Residential aged care vaccination



128.7k (66.4%)

aged care residents have received a vaccination in the last 12 months[#]



102.4k (52.9%)

aged care residents have received a vaccination in the last six months[#]

Aged Care COVID-19 vaccinations

Jurisdiction	Received a vaccination in the last six months	
	Residents vaccinated	% of residents vaccinated
National	102.4k	52.9%
ACT	1.3k	52.7%
NSW	33.6k	53.9%
NT	<200	27.1%
QLD	19.2k	49.7%
SA	8.6k	52.7%
TAS	2.8k	63.7%
VIC	26.9k	52.7%
WA	9.9k	54.5%

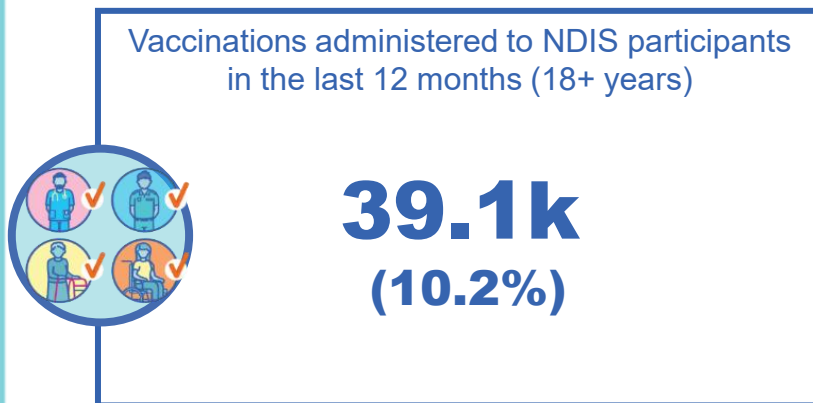
Key: m = million k = thousand

[#]Residential aged care populations are fluid and hence an estimate only. There is an administrative lag with the aged care recipient data which is linked to Australian Immunisation Register data. Counts may fluctuate due to enhancements to data over time.

Source: Matched Australian Immunisation Register data of residents in permanent residential aged care homes

Data as at:
28 Jun 2026

National Disability Insurance Scheme (NDIS) reported vaccinations



Time since NDIS participants last vaccination by state (18+ years)

State	Vaccinated in the last six months	Vaccinated in the last 12 months
National	29.7k	39.1k
ACT	977	1.3k
NSW	8.4k	11.3k
NT	<200	211
QLD	5.5k	7.5k
SA	2.4k	3.1k
TAS	1.1k	1.4k
VIC	8.3k	10.6k
WA	2.8k	3.6k

Includes all participants regardless of residence type.
Counts in underlying data may fluctuate a small amount due to perturbation, data maturity and changes in population size.

Key: m = million k = thousand
Source: Australian Immunisation Register linked to the Person Level Integrated Data Asset (PLIDA)

Individuals with Culturally and Linguistically Diverse* (CALD) backgrounds

Data as at:
28 Jun 2026

Vaccinations administered in
the last 12 months
(18+ years)

People born overseas

227.0k
(5.1%)



People who speak a language other
than English at home

135.6k
(3.2%)



Time since CALD individuals last vaccination by state (18+ years)

State	Born overseas		Speaks a language other than English at home	
	Vaccinated in the last six months	Vaccinated in the last 12 months	Vaccinated in the last six months	Vaccinated in the last 12 months
National	170.5k	227.0k	97.9k	135.6k
ACT	6.6k	8.6k	4.1k	5.3k
NSW	54.1k	73.3k	32.5k	46.1k
NT	576	938	316	558
QLD	24.5k	33.8k	12.4k	18.0k
SA	11.2k	14.7k	6.2k	8.5k
TAS	3.9k	4.8k	1.6k	2.1k
VIC	50.0k	65.8k	31.3k	42.7k
WA	19.7k	25.0k	9.3k	12.2k

*Individuals with culturally and linguistically diverse (CALD) backgrounds are as reported in the 2021 Census and do not include Aboriginal and Torres Strait Islander peoples. The Born Overseas cohort excludes those born in the United Kingdom, Ireland and New Zealand. The data excludes those who have since departed Australia and deceased persons since the 2021 Census. There is an overlap across CALD cohorts where individuals may have reported they had more than one CALD characteristic in the 2021 Census. Counts in underlying data may fluctuate a small amount due to perturbation, data maturity and changes in population size.

Key: m = million k = thousand

Source: Australian Immunisation Register linked to the Person Level Integrated Data Asset (PLIDA)

Explanatory notes

The Australian Immunisation Register (AIR): the Australian Immunisation Register is a national register that records all vaccines given to people in Australia. The number of people vaccinated is limited to individuals on the AIR who have been matched to the Medicare database. This is also how the population for coverage rates is calculated.

Doses administered: the total number of COVID-19 vaccination records in the Australian Immunisation Register. This includes all records, including vaccine administration errors, doses that were administered to people who are no longer active in Australia (relocated or passed away), and doses administered to people overseas who have since interacted with the Australian health system. The number of doses administered is different to the number of people with a dose. The number of doses administered is normally shown by the provider state, while the number of people with a dose is normally shown by a person's residential state.

Time Since Last Vaccination: the time that has elapsed since a person's last recorded COVID-19 vaccine, based on the administration date in the Australian Immunisation Register.

Current age: unless otherwise specified, when reporting on the number of people age is calculated based on the age of a person at the time of reporting. It is possible for a person to move across cohorts over time however they are counted in only one cohort at the time of reporting.

Encounter age: unless otherwise specified, when reporting on the number of doses age is calculated based on the age of a person at the time of vaccine administration.

Aboriginal and Torres Strait Islander peoples: the Aboriginal and Torres Strait Islander population refers to the number of individuals that identify as Aboriginal and Torres Strait Islander in the Australian Immunisation Register. Identifying as Aboriginal and/or Torres Strait Islander is optional, and the estimated population may be under reported. Numbers include all Aboriginal and Torres Strait Islander peoples who have received a vaccination and are not limited to those administered in an ACCHS setting.

Other Priority Populations: some cohorts of interest are unable to be identified in the Australian Immunisation Register alone. For information on these priority populations, please refer to the caveats with the data, as these use different data assets and may have different methodologies that are not directly comparable to the general population.

International doses: vaccination doses that are recognised by the Therapeutic Goods Administration (TGA) and were physically administered outside of Australia to people included in the Australian Immunisation Register. Please note that many of these doses are assigned to a default provider with a location in the Australian Capital Territory.

Monthly increase: is the difference between the reported total as per the data as at date and the reported total from four weeks ago. This captures all new records uploaded into the Australian Immunisation Register, even if the doses were not physically administered during this time period (i.e., if a provider enters a record late).

Rounding: please note that numbers may not add up to their total due to rounding of figures.

Update information: vaccine data is sourced from the Australian Immunisation Register as at 11:59pm 30 June 2026 unless otherwise noted. The report was then generated on 1 July 2026.