

# National GP Bulk Billing Snapshot – January to March 2026

Bulk billing refers to services where the GP accepts the Medicare benefit as full payment and the patient does not incur an out-of-pocket cost. Any Medicare-eligible patient can be bulk billed for a GP service under Medicare. This dashboard provides a snapshot of bulk billing for GP non-referred attendances (GP NRA) and Medicare Bulk Billing Practices (those registered for the Bulk Billing Practice Incentive Program) for the January to March 2026 reporting quarter.

National GP NRA Bulk Billing Rate (Jan - Mar 2026)

**81.9%** (▲ 4.6pp\*)

\*percentage point difference when compared to same period 12 months prior

Number of registered Medicare Bulk Billing Practices nationally

**3,638**

Approx population living within 20 minutes drive of a registered Medicare Bulk Billing Practice

**97%**

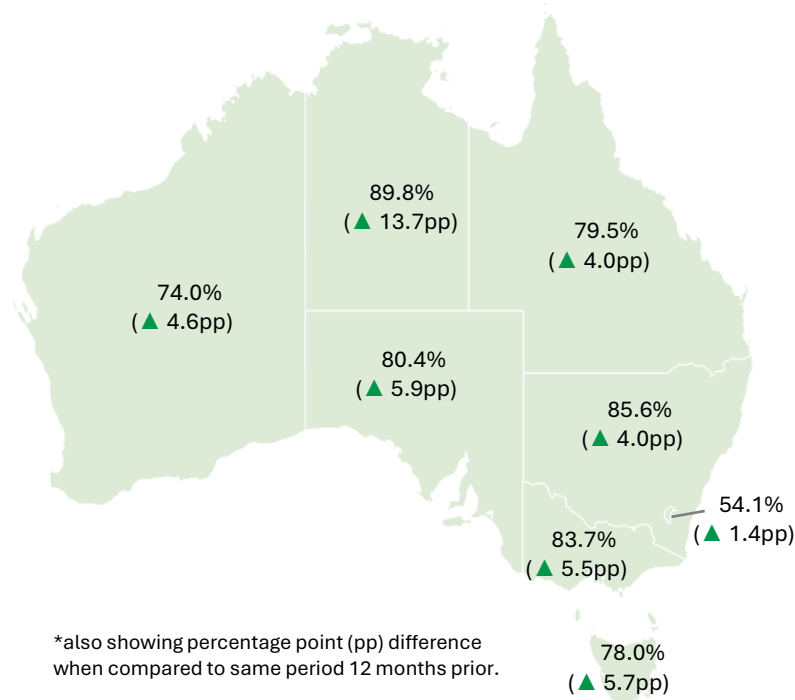
Previously mixed billing practices now registered as Medicare Bulk Billing Practices

**1,358**

## Medicare Bulk Billing Practices (by State)

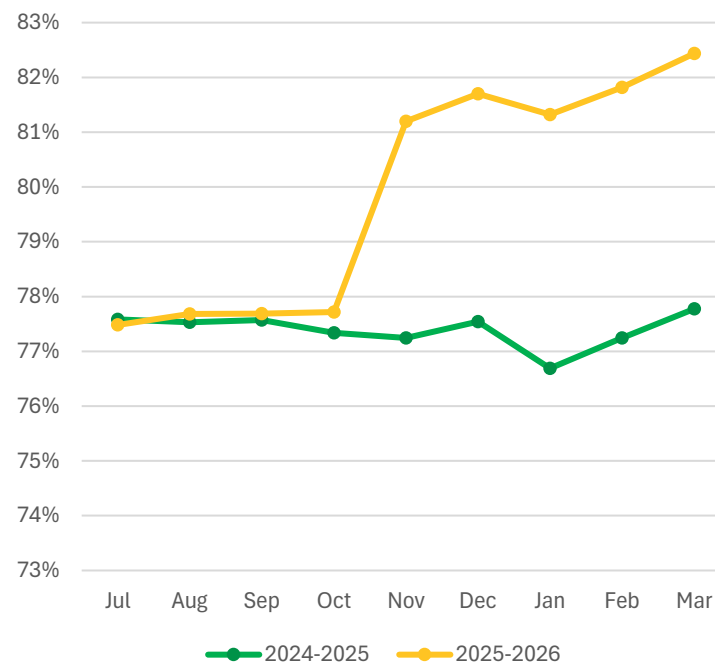
State	Pre-Nov 2025*	Mar 2026~	MyMedicare Registered Practices^
NSW	1,013	1,415	2,555
VIC	634	995	1,954
QLD	382	634	1,558
SA	95	203	502
WA	118	221	737
TAS	25	64	148
NT	68	87	107
ACT	10	19	104

## GP NRA Bulk Billing Rate January to March 2026 (by State)\*



\*also showing percentage point (pp) difference when compared to same period 12 months prior.

## GP NRA Bulk Billing Rate (by Month)

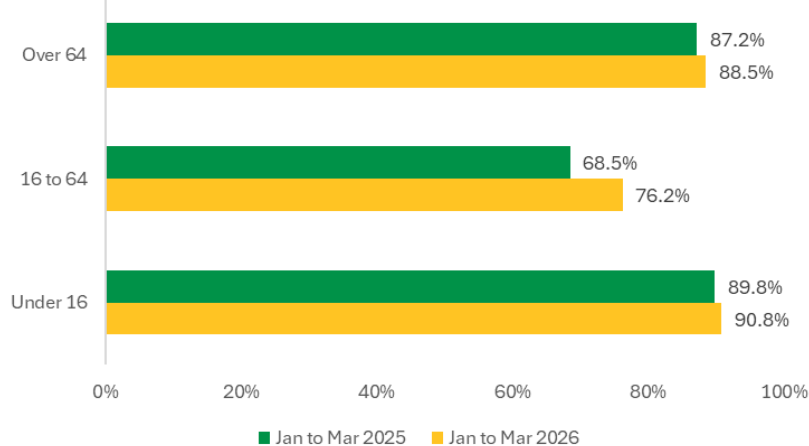


## Medicare Bulk Billing Practices (by Remoteness)

Remoteness	Pre-Nov 2025*	Mar 2026~	MyMedicare Registered Practices^
MM1	1,587	2,313	5,240
MM2	167	309	680
MM3	128	240	519
MM4	89	168	346
MM5	186	392	594
MM6	60	80	127
MM7	128	136	159

\*GP Practices registered with MyMedicare and that were classified as bulk billing prior to 1 November 2025. ~GP Practices registered for the BBIP. ^GP Practices registered with MyMedicare.

## GP NRA Bulk Billing Rate (by Patient Age)



## GP NRA Bulk Billing Rate (for Concessional Patients)

Concession	NSW	VIC	QLD	SA	WA	TAS	NT	ACT	National
Jan to Mar 2025	92.8%	92.7%	91.0%	91.3%	91.3%	87.8%	96.3%	75.3%	91.9%
Jan to Mar 2026	93.7%	93.6%	91.8%	92.1%	92.0%	88.7%	97.5%	75.4%	92.7%

## GP NRA Bulk Billing Rate (for Non-concessional Patients)

Non-concession	NSW	VIC	QLD	SA	WA	TAS	NT	ACT	National
Jan to Mar 2025	71.7%	65.7%	60.4%	54.3%	52.0%	51.4%	63.4%	41.9%	64.0%
Jan to Mar 2026	78.7%	75.5%	68.3%	67.2%	60.3%	64.1%	85.3%	44.1%	72.5%