

OFFICIAL

Review of Government Service Provision

#VALUE!

GP_PBS01 Pharmacies and approved PBS providers, by urban & rural location

	Unit	NSW	Vic	Qld	WA	SA	Tas	ACT	NT	Aust	Footnotes (see also below)
2014											
Number of pharmacies											
GP_PBS01A01 Urban pharmacies	0 no.	1 567	1 113	901	466	349	95	72	17	4 580	
GP_PBS01A02 Rural pharmacies	0 no.	253	169	187	108	90	53	-	16	877	
People per pharmacy											
GP_PBS01A03 People per urban pharmacy	0 no.	3 803	4 199	4 002	3 970	3 754	3 368	4 952	4 504	3 963	
GP_PBS01A04 People per rural pharmacy	0 no.	3 735	3 981	3 821	3 531	3 147	3 288	-	8 342	3 771	
Number of PBS approved GPs											
GP_PBS01A05 PBS approved urban GPs	0 no.	-	-	-	-	-	-	-	-	-	
GP_PBS01A06 PBS approved rural GPs	0 no.	8	1	4	7	1	3	-	-	24	
Number of PBS approved public hospitals*											
GP_PBS01A09 PBS approved urban public hospitals	0 no.	1	52	29	13	10	4	-	1	110	
GP_PBS01A10 PBS approved rural public hospitals	0 no.	-	16	20	6	3	-	-	4	49	
Number of PBS approved private hospitals*											
GP_PBS01A11 PBS approved urban private hospitals	0 no.	31	28	26	3	9	2	4	1	104	
GP_PBS01A12 PBS approved rural private hospitals	0 no.	-	-	-	-	-	-	-	-	-	

Note: Urban = PHARIA 1. rural = PHARIA 2-6. ACT has no rural PHARIA areas.

GP_PBS01 Pharmacies and approved PBS providers, by urban & rural location

	Unit	NSW	Vic	Qld	WA	SA	Tas	ACT	NT	Aust	Footnotes
2013											
Number of pharmacies											
GP_PBS01A01 Urban pharmacies	-1 no.	1 546	1 082	887	455	347	93	72	18	4 500	
GP_PBS01A02 Rural pharmacies	-1 no.	248	165	183	101	85	53	-	15	851	
People per pharmacy											
GP_PBS01A03 People per urban pharmacy	-1 no.	3 855	4 319	4 065	4 066	3 775	3 440	4 952	4 254	4 034	
GP_PBS01A04 People per rural pharmacy	-1 no.	3 811	4 077	3 904	3 776	3 332	3 288	..	8 898	3 887	
Number of PBS approved GPs											
GP_PBS01A05 PBS approved urban GPs	-1 no.	na	na	na	na	na	na	na	na	na	
GP_PBS01A06 PBS approved rural GPs	-1 no.	10	1	5	11	1	5	33	
Number of PBS approved public hospitals*											
GP_PBS01A09 PBS approved urban public hospitals	-1 no.	1	52	30	12	10	4	..	1	110	
GP_PBS01A10 PBS approved rural public hospitals	-1 no.	..	16	20	6	3	4	49	
Number of PBS approved private hospitals*											
GP_PBS01A11 PBS approved urban private hospitals	-1 no.	26	29	25	4	6	1	3	1	95	
GP_PBS01A12 PBS approved rural private hospitals	-1 no.	

OFFICIAL

OFFICIAL

GP_PBS01 Pharmacies and approved PBS providers, by urban & rural location

	F	Unit	NSW	Vic	Qld	WA	SA	Tas	ACT	NT	Aust	Footnotes
2012												
Number of pharmacies												
GP_PBS01A01	-2	no.	1 462	1 047	844	441	320	84	68	20	4 286	
GP_PBS01A02	-2	no.	300	179	204	99	103	57	..	12	955	
People per pharmacy												
GP_PBS01A03	-2	no.	3 891	4 363	4 059	4 116	3 921	3 445	5 243	4 861	4 082	
GP_PBS01A04	-2	no.	4 051	4 344	4 381	4 202	3 287	3 593	..	9 374	4 148	
Number of PBS approved GPs												
GP_PBS01A05	-2	no.	na	na	na	na	na	na	na	na	na	
GP_PBS01A06	-2	no.	11	9	5	11	1	4	..	-	41	
Number of PBS approved public hospitals*												
GP_PBS01A09	-2	no.	-	53	27	12	8	3	-	1	104	
GP_PBS01A10	-2	no.	-	18	22	6	-	1	..	4	51	
Number of PBS approved private hospitals*												
GP_PBS01A11	-2	no.	22	29	25	5	4	1	4	1	91	
GP_PBS01A12	-2	no.	-	-	-	-	-	-	..	-	-	

Released under the Freedom of Information Act 1982 by the Department of Health, Disability and Ageing

OFFICIAL

OFFICIAL

GP_PBS01 Pharmacies and approved PBS providers, by urban & rural location

	F	Unit	NSW	Vic	Qld	WA	SA	Tas	ACT	NT	Aust	Footnotes
2011												
Number of pharmacies												
GP_PBS01A01 Urban pharmacies	-3	no.	1 456	1 035	852	429	318	85	64	19	4 258	
GP_PBS01A02 Rural pharmacies	-3	no.	280	169	201	91	100	54	..	12	908	
People per pharmacy												
GP_PBS01A03 People per urban pharmacy	-3	no.	3 677	4 031	3 615	3 699	3 725	3 248	5 051	4 681	3 777	
GP_PBS01A04 People per rural pharmacy	-3	no.	4 232	4 462	4 037	4 021	3 269	3 694	..	8 500	4 108	
Number of PBS approved GPs												
GP_PBS01A05 PBS approved urban GPs	-3	no.	na	na	na	na	na	na	na	na	na	
GP_PBS01A06 PBS approved rural GPs	-3	no.	9	1	6	17	2	3	..	1	39	
Number of PBS approved public hospitals*												
GP_PBS01A09 PBS approved urban public hospitals	-3	no.	--	53	27	10	8	3	--	1	102	
GP_PBS01A10 PBS approved rural public hospitals	-3	no.	--	16	20	6	--	1	..	4	47	
Number of PBS approved private hospitals*												
GP_PBS01A11 PBS approved urban private hospitals	-3	no.	22	28	24	5	4	1	4	1	89	
GP_PBS01A12 PBS approved rural private hospitals	-3	no.	--	--	--	--	--	--	..	--	--	

Released under the Freedom of Information Act 1982 by the Department of Health, Disability and Ageing

OFFICIAL

OFFICIAL

GP_PBS01 Pharmacies and approved PBS providers, by urban & rural location

	F	Unit	NSW	Vic	Qld	WA	SA	Tas	ACT	NT	Aust	Footnotes
2010												
Number of pharmacies												
GP_PBS01A01	-4	no.	1 447	1 022	832	430	318	81	63	19	4 212	
GP_PBS01A02	-4	no.	284	162	185	85	96	52	..	11	876	
People per pharmacy												
GP_PBS01A03	-4	no.	3 700	4 082	3 701	3 691	3 725	3 409	5 131	4 681	3 814	
GP_PBS01A04	-4	no.	4 172	4 655	4 386	4 305	3 405	3 836	..	9 272	4 277	
Number of PBS approved GPs												
GP_PBS01A05	-4	no.	-	-	-	-	-	-	-	-	-	
GP_PBS01A06	-4	no.	11	3	8	23	2	5	..	1	53	
Number of PBS approved public hospitals*												
GP_PBS01A09	-4	no.	-	53	27	8	8	-	-	-	97	
GP_PBS01A10	-4	no.	-	13	63	-	-	-	..	4	80	
Number of PBS approved private hospitals*												
GP_PBS01A11	-4	no.	23	26	21	5	4	1	3	1	84	
GP_PBS01A12	-4	no.	-	-	-	-	-	-	..	-	-	

Footnotes are from previous Reports. Please add to and/or update as appropriate (adjust row height as necessary).

- a Geolocation based on the Pharmacy Access/Remoteness Index of Australia (PhARIA). Urban = PHARIA 1. Rural = PHARIA 2-6. The ACT has no rural PhARIA areas.
- b The number of approved hospitals is reported by private/public status. Approved public hospitals are those participating in the Pharmaceutical Reform Arrangements to provide medicines to non-admitted patients, whereas approved private hospitals provide medicines to all patients of the hospital, including
- c There is one approved pharmacy (s.90) on Christmas Island that is not listed, which is why the total number of pharmacies does not add up to the total number in each state and territory.
- d As a result of the update of the PhARIA classifications, 118 pharmacies were reclassified from rural to urban in 2013.
- e The one (1) approved public hospital in NSW is a hospital campus of a Victorian hospital participating in the Pharmaceutical Reforms.
- f The decline of nine (9) approved medical practitioners in 2014 is as a result of a pharmacy being approved in the town or where there were several training medical practitioners practising in the same town as a permanent approved medical practitioner, who continues to practise in that town.

Note: Urban = PHARIA 1. rural = PHARIA 2-6. ACT has no rural PHARIA areas.

OFFICIAL

OFFICIAL

* Hospitals data were first reported separately for private and public hospitals in the 2008 Report.

Released under the Freedom of Information Act 1982 by the Department of Health, Disability and Ageing

OFFICIAL

Review of Government Service Provision

Data tables for the year 2015 are revised according to advice provided to the Secretariat in April and May 2015. See the data manual for further detail.
Since further revised - Number of Aboriginal Medical Services operating under Section 100 of the Act revised to include all PhARIA categories.

GP_PBS01 Pharmacies and approved PBS providers, by geographic location

	Unit	NSW	Vic	Qld	WA	SA	Tas	ACT	NT	Aust	Footnotes (see also below)
2015											
Number of pharmacies											
GP_PBS01A01 PhARIA 1 (Urban)	no.	1 574	1 126	911	474	349	95	74	17	4 620	
GP_PBS01ccc PhARIA 2	no.	60	49	34	8	11	16	-	7	185	
GP_PBS01ccc PhARIA 3	no.	113	82	64	26	35	20	-	2	342	
GP_PBS01ccc PhARIA 4	no.	42	26	31	13	21	4	-	-	137	
GP_PBS01ccc PhARIA 5	no.	34	15	38	30	14	12	-	6	149	
GP_PBS01ccc PhARIA 6	no.	8	1	22	33	9	2	-	2	78	
GP_PBS01A02 Rural (Pharia 2-6)	no.	257	173	189	110	90	54	-	17	891	
2015											
People per pharmacy											
GP_PBS01A03 PhARIA 1 (Urban)	no.	3 793	4 152	3 963	3 906	3 759	3 391	4 820	4 491	3 933	
GP_PBS01ccc PhARIA 2	no.	4 415	3 895	4 360	5 662	4 810	2 891	-	5 044	4 239	
GP_PBS01ccc PhARIA 3	no.	3 354	4 141	3 546	3 741	3 376	3 669	-	3 115	3 628	
GP_PBS01ccc PhARIA 4	no.	3 963	3 659	3 660	3 003	2 391	6 164	-	-	3 589	
GP_PBS01ccc PhARIA 5	no.	3 034	2 927	3 932	2 243	2 563	2 034	-	6 325	3 101	
GP_PBS01ccc PhARIA 6	no.	2 601	1 334	3 285	3 966	2 737	1 749	-	25 761	3 943	
GP_PBS01A04 Rural (Pharia 2-6)	no.	3 636	3 877	3 759	3 452	3 131	3 189	-	7 866	3 688	
2015											
Number of PBS approved GPs											
GP_PBS01A05 PhARIA 1 (Urban)	no.	-	-	-	-	-	-	-	-	-	
GP_PBS01ccc PhARIA 2	no.	-	-	-	-	-	-	-	-	-	
GP_PBS01ccc PhARIA 3	no.	-	-	-	-	-	-	-	-	-	
GP_PBS01ccc PhARIA 4	no.	3	-	-	-	-	-	-	-	3	
GP_PBS01ccc PhARIA 5	no.	3	1	2	2	-	2	-	-	10	
GP_PBS01ccc PhARIA 6	no.	1	-	2	3	1	1	-	-	8	
GP_PBS01A06 Rural (Pharia 2-6)	no.	7	1	4	5	1	3	-	-	21	

Released under the Freedom of Information Act 1982 by the Department of Health, Disability and Ageing

F		Unit	NSW	Vic	Qld	WA	SA	Tas	ACT	NT	Aust	Footnotes (see also below)
2015												
Number of approved public hospitals												
	C	no.	1	52	29	13	11	4	-	1	111	
	C	no.	-	6	3	1	2	-	-	-	12	
	C	no.	-	8	7	1	2	-	-	-	18	
	C	no.	-	1	3	1	-	-	-	-	5	
	C	no.	-	1	3	-	-	-	-	2	6	
	C	no.	-	-	4	3	-	-	-	2	9	
	C	no.	-	16	20	6	4	-	-	4	50	
2015												
Number of PBS approved private hospitals												
	C	no.	36	32	28	3	9	2	4	1	115	
	C	no.	-	-	-	-	-	-	-	-	-	
	C	no.	-	1	-	-	-	-	-	-	1	
	C	no.	-	-	-	-	-	-	-	-	-	
	C	no.	-	-	-	-	-	-	-	-	-	
	C	no.	-	-	-	-	-	-	-	-	-	
	C	no.	-	1	-	-	-	-	-	-	1	
Number of Aboriginal Medical Services operating under Section 100 of the Act (revised to include all PhARIA categories)												
2015												
	C	no.	1	-	-	1	-	-	-	-	2	
	C	no.	-	-	1	-	1	-	-	-	2	
	C	no.	-	-	1	1	-	-	-	-	2	
	C	no.	-	-	-	-	-	-	-	-	-	
	C	no.	2	-	3	-	-	-	-	10	15	
	C	no.	2	-	35	29	6	2	-	67	141	
	C	no.	4	-	40	30	7	2	-	77	160	

Released under the Freedom of Information Act 1982 by the Department of Health, Disability and Ageing

People per approved PBS provider (including pharmacies, GPs and Aboriginal Medical Services)

		2015								
GP_PBS01A11 PhARIA 1 (Urban)	C no.	3 790	4 152	3 963	3 898	3 759	3 391	4 820	4 491	3 932
GP_PBS01ccc PhARIA 2	C no.	4 415	3 895	4 235	5 662	4 409	2 891	-	5 044	4 193
GP_PBS01ccc PhARIA 3	C no.	3 354	4 141	3 492	3 602	3 376	3 669	-	3 115	3 606
GP_PBS01ccc PhARIA 4	C no.	3 698	3 659	3 660	3 003	2 391	6 164	-	-	3 512
GP_PBS01ccc PhARIA 5	C no.	2 645	2 744	3 475	2 103	2 563	1 743	-	2 372	2 655
GP_PBS01ccc PhARIA 6	C no.	1 892	1 334	1 225	2 014	1 539	700	-	747	1 355
GP_PBS01A12 Rural (Pharia 2-6)	C no.	3 486	3 855	3 049	2 619	2 876	2 919	-	1 423	3 065
GP_PBS01bbb All PhARIA areas	C no.	3 746	4 112	3 776	3 599	3 565	3 210	4 820	1 892	3 769

Note: Urban = PhARIA 1. rural = PhARIA 2-6. ACT has no rural PhARIA areas.

GP_PBS01 Pharmacies and approved PBS providers, by urban & rural location

F	Unit	NSW	Vic	Qld	WA	SA	Tas	ACT	NT	Aust	Footnotes
		2014									
Number of pharmacies											
	GP_PBS01A01 Urban pharmacies	# no.	1 567	1 113	901	466	349	95	72	17	4 580
	GP_PBS01A02 Rural pharmacies	# no.	253	169	187	108	90	53	-	16	877
People per pharmacy											
	GP_PBS01A03 People per urban pharmacy	# no.	3 803	4 199	4 002	3 970	3 754	3 368	4 952	4 504	3 963
	GP_PBS01A04 People per rural pharmacy	# no.	3 735	3 981	3 821	3 531	3 147	3 288	-	8 342	3 771
Number of PBS approved GPs											
	GP_PBS01A05 PBS approved urban GPs	# no.	-	-	-	-	-	-	-	-	-
	GP_PBS01A06 PBS approved rural GPs	# no.	8	1	4	7	1	3	-	-	24
Number of PBS approved public hospitals*											
	GP_PBS01A09 PBS approved urban public hospitals	# no.	1	52	29	13	10	4	-	1	110
	GP_PBS01A10 PBS approved rural public hospitals	# no.	-	16	20	6	3	-	-	4	49
Number of PBS approved private hospitals*											
	GP_PBS01A11 PBS approved urban private hospitals	# no.	31	28	26	3	9	2	4	1	104
	GP_PBS01A12 PBS approved rural private hospitals	# no.	-	-	-	-	-	-	-	-	-

Released under the Freedom of Information Act 1982 by the Department of Health, Disability and Ageing

GP_PBS01 Pharmacies and approved PBS providers, by urban & rural location

	Unit	NSW	Vic	Qld	WA	SA	Tas	ACT	NT	Aust	Footnotes
2013											
Number of pharmacies											
GP_PBS01A01 Urban pharmacies	# no.	1 546	1 082	887	455	347	93	72	18	4 500	
GP_PBS01A02 Rural pharmacies	# no.	248	165	183	101	85	53		15	851	
People per pharmacy											
GP_PBS01A03 People per urban pharmacy	# no.	3 855	4 319	4 065	4 066	3 775	3 440	4 952	4 254	4 034	
GP_PBS01A04 People per rural pharmacy	# no.	3 811	4 077	3 904	3 776	3 332	3 288	..	8 898	3 887	
Number of PBS approved GPs											
GP_PBS01A05 PBS approved urban GPs	# no.	na	na	na	na	na	na	na	na	na	
GP_PBS01A06 PBS approved rural GPs	# no.	10	1	5	11	1	5	33	
Number of PBS approved public hospitals*											
GP_PBS01A09 PBS approved urban public hospitals	# no.	1	52	30	12	10	4	..	1	110	
GP_PBS01A10 PBS approved rural public hospitals	# no.	..	16	20	6	3	4	49	
Number of PBS approved private hospitals*											
GP_PBS01A11 PBS approved urban private hospitals	# no.	26	29	25	4	6	1	3	1	95	
GP_PBS01A12 PBS approved rural private hospitals	# no.	

GP_PBS01 Pharmacies and approved PBS providers, by urban & rural location

	Unit	NSW	Vic	Qld	WA	SA	Tas	ACT	NT	Aust	Footnotes
2012											
Number of pharmacies											
GP_PBS01A01 Urban pharmacies	# no.	1 462	1 047	844	441	320	84	68	20	4 286	
GP_PBS01A02 Rural pharmacies	# no.	300	179	204	99	103	57	..	12	955	
People per pharmacy											
GP_PBS01A03 People per urban pharmacy	# no.	3 891	4 363	4 059	4 116	3 921	3 445	5 243	4 861	4 082	
GP_PBS01A04 People per rural pharmacy	# no.	4 051	4 344	4 381	4 202	3 287	3 593	..	9 374	4 148	
Number of PBS approved GPs											
GP_PBS01A05 PBS approved urban GPs	# no.	na	na	na	na	na	na	na	na	na	
GP_PBS01A06 PBS approved rural GPs	# no.	11	9	5	11	1	4	..	-	41	
Number of PBS approved public hospitals*											
GP_PBS01A09 PBS approved urban public hospitals	# no.	-	53	27	12	8	3	-	1	104	
GP_PBS01A10 PBS approved rural public hospitals	# no.	-	18	22	6	-	1	..	4	51	
Number of PBS approved private hospitals*											
GP_PBS01A11 PBS approved urban private hospitals	# no.	22	29	25	5	4	1	4	1	91	
GP_PBS01A12 PBS approved rural private hospitals	# no.	-	-	-	-	-	-	..	-	-	

Released under the Freedom of Information Act 1982 by the Department of Health, Disability and Ageing

GP_PBS01 Pharmacies and approved PBS providers, by urban & rural location

	Unit	NSW	Vic	Qld	WA	SA	Tas	ACT	NT	Aust	Footnotes
2011											
Number of pharmacies											
GP_PBS01A01	Urban pharmacies	no. 1 456	1 035	852	429	318	85	64	19	4 258	
GP_PBS01A02	Rural pharmacies	no. 280	169	201	91	100	54		12	908	
People per pharmacy											
GP_PBS01A03	People per urban pharmacy	no. 3 677	4 031	3 615	3 699	3 725	3 248	5 051	4 681	3 777	
GP_PBS01A04	People per rural pharmacy	no. 4 232	4 462	4 037	4 021	3 269	3 694	..	8 500	4 108	
Number of PBS approved GPs											
GP_PBS01A05	PBS approved urban GPs	no. na	na	na	na	na	na	na	na	na	
GP_PBS01A06	PBS approved rural GPs	no. 9	1	6	17	2	3	..	1	39	
Number of PBS approved public hospitals*											
GP_PBS01A09	PBS approved urban public hospitals	no. -	53	27	10	8	3	-	1	102	
GP_PBS01A10	PBS approved rural public hospitals	no. -	16	20	6	-	1	..	4	47	
Number of PBS approved private hospitals*											
GP_PBS01A11	PBS approved urban private hospitals	no. 22	28	24	5	4	1	4	1	89	
GP_PBS01A12	PBS approved rural private hospitals	no. -	-	-	-	-	-	..	-	-	

Footnotes are from previous Reports. Please add to and/or update as appropriate (adjust row height as necessary).

- a Geolocation based on the Pharmacy Access/Remoteness Index of Australia (PhARIA). Urban = PhARIA 1. Rural = PhARIA 2-6. The ACT has no rural PhARIA areas.
- b The number of approved hospitals is reported by private/public status. Approved public hospitals provide medicines to patients on discharge only, whereas approved private hospitals also provide medicines to outpatients.
- c There is one approved pharmacy (s.90) on Christmas Island (an external territory of Australia), which is why the total number of pharmacies in Australia is one more than the total number in each state and territory.
- d As a result of the update of the PhARIA classifications, 118 pharmacies were reclassified from rural to urban in 2013.
- e The one (1) approved public hospital in NSW, is a hospital campus of a Victorian hospital participating in the Pharmaceutical Reforms.
- f The decline of eight (8) approved medical practitioners in Victoria in 2013 were all training medical practitioners that were practising in the same town as a permanent approved medical practitioner, who continues to practise in that town.

Note: Urban = PhARIA 1. rural = PhARIA 2-6. ACT has no rural PhARIA areas.

Released under the Freedom of Information Act 1982 by the Department of Health, Disability and Ageing

Review of Government Service Provision

NSW Vic Qld WA SA Tas ACT NT Aust

GP_PBS01 Pharmacies and approved PBS providers, by geographic location

Code	F Year	Unit	NSW	Vic	Qld	WA	SA	Tas	ACT	NT	Aust	Footnotes (see also below)
2016												
Number of pharmacies												
GP_PBS01A01	0	no.	1 593	1 141	923	478	357	95	75	17	4 679	
GP_PBS01A22	0	no.	60	49	35	8	17	16	-	7	186	
GP_PBS01A23	0	no.	114	84	66	27	35	20	-	2	348	
GP_PBS01A24	0	no.	42	27	31	15	21	4	-	-	140	
GP_PBS01A25	0	no.	35	15	40	30	15	13	-	6	154	
GP_PBS01A26	0	no.	9	1	23	33	9	2	-	3	81	
GP_PBS01A02	0	no.	260	176	195	113	91	55	-	18	909	
2016												
People per pharmacy												
GP_PBS01A03	0	no.	3 747	4 097	3 911	3 874	3 674	3 391	4 756	4 491	3 884	
GP_PBS01A32	0	no.	4 415	3 895	4 235	5 662	4 810	2 891	-	5 044	4 216	
GP_PBS01A33	0	no.	3 325	4 042	3 439	3 602	3 376	3 669	-	3 115	3 565	
GP_PBS01A34	0	no.	3 698	3 524	3 660	2 603	2 391	6 164	-	-	3 512	
GP_PBS01A35	0	no.	2 948	2 927	3 736	2 243	2 392	1 877	-	6 325	3 000	
GP_PBS01A36	0	no.	2 312	1 334	3 142	3 966	2 737	1 749	-	17 174	3 797	
GP_PBS01A04	0	no.	3 594	3 811	3 643	3 361	3 097	3 131	-	7 429	3 615	
2016												
Number of PBS approved GPs												
GP_PBS01A05	0	no.	-	-	-	-	-	-	-	-	-	
GP_PBS01A52	0	no.	-	-	-	-	-	-	-	-	-	
GP_PBS01A53	0	no.	-	-	-	-	-	-	-	-	-	
GP_PBS01A54	0	no.	3	-	-	-	-	-	-	-	3	
GP_PBS01A55	0	no.	3	1	1	2	-	2	-	-	9	
GP_PBS01A56	0	no.	1	-	2	2	1	1	-	-	7	
GP_PBS01A06	0	no.	7	1	3	4	1	3	-	-	19	

Released under the Freedom of Information Act 1982 by the Department of Health, Disability and Ageing

		Unit	NSW	Vic	Qld	WA	SA	Tas	ACT	NT	Aust	Footnotes (see also below)	
		2016											
Number of approved public hospitals													
GP_PBS01A09	PhARIA 1 (Urban)	0	no.	1	52	29	13	11	4	-	1	111	
GP_PBS01A92	PhARIA 2	0	no.	-	6	3	1	2	-	-	-	12	
GP_PBS01A93	PhARIA 3	0	no.	-	8	7	1	2	-	-	-	18	
GP_PBS01A94	PhARIA 4	0	no.	-	1	3	1	-	-	-	-	5	
GP_PBS01A95	PhARIA 5	0	no.	-	1	3	-	-	-	-	2	6	
GP_PBS01A96	PhARIA 6	0	no.	-	-	4	3	-	-	-	2	9	
GP_PBS01A10	Rural (Pharia 2-6)	0	no.	-	16	20	6	4	-	-	4	50	
Number of PBS approved private hospitals													
2016													
GP_PBS01A11	PhARIA 1 (Urban)	0	no.	37	35	30	4	9	1	4	1	121	
GP_PBS01A112	PhARIA 2	0	no.	-	-	-	-	-	-	-	-	-	
GP_PBS01A113	PhARIA 3	0	no.	-	-	-	-	-	-	-	-	-	
GP_PBS01A114	PhARIA 4	0	no.	-	1	-	-	-	-	-	-	-	
GP_PBS01A115	PhARIA 5	0	no.	-	-	-	-	-	-	-	-	-	
GP_PBS01A116	PhARIA 6	0	no.	-	-	-	-	-	-	-	-	-	
GP_PBS01A12	Rural (Pharia 2-6)	0	no.	-	1	-	-	-	-	-	-	1	
Number of Aboriginal Medical Services operating under Section 100 of the Act (revised to include all PhARIA categories)													
2016													
GP_PBS01A13	PhARIA 1 (Urban)	0	no.	1	-	-	1	-	-	-	-	2	
GP_PBS01A132	PhARIA 2	0	no.	-	-	1	-	1	-	-	-	2	
GP_PBS01A133	PhARIA 3	0	no.	-	-	1	1	-	-	-	-	2	
GP_PBS01A134	PhARIA 4	0	no.	-	-	-	-	-	-	-	-	-	
GP_PBS01A135	PhARIA 5	0	no.	2	-	3	-	-	-	-	10	15	
GP_PBS01A136	PhARIA 6	0	no.	2	-	38	28	6	2	-	67	143	
GP_PBS01A14	Rural (Pharia 2-6)	0	no.	4	-	43	29	7	2	-	77	162	

Released under the Freedom of Information Act 1982 by the Department of Health, Disability and Ageing

People per approved PBS provider (including pharmacies, GPs and Aboriginal Medical Services)

		2016									
		no.									
GP_PBS01A15	PhARIA 1 (Urban)	0	3 745	4 097	3 911	3 866	3 674	3 391	4 756	4 491	3 882
GP_PBS01A152	PhARIA 2	0	4 415	3 895	4 118	5 662	4 409	2 891	..	5 044	4 171
GP_PBS01A153	PhARIA 3	0	3 325	4 042	3 388	3 473	3 376	3 669	..	3 115	3 545
GP_PBS01A154	PhARIA 4	0	3 698	3 524	3 660	2 603	2 391	6 164	3 438
GP_PBS01A155	PhARIA 5	0	2 579	2 744	3 396	2 103	2 392	1 627	..	2 372	2 596
GP_PBS01A156	PhARIA 6	0	1 734	1 334	1 147	2 077	1 539	700	..	736	1 331
GP_PBS01A16	Rural (Pharia 2-6)	0	3 486	3 855	3 049	2 619	2 876	2 919	..	1 423	3 065
GP_PBS01A17	All PhARIA areas	0	3 708	4 065	3 737	3 576	3 502	3 210	4 756	1 892	3 730

GP_PBS01

Pharmacies and approved PBS providers, by geographic location

F Y	Unit	NSW	Vic	Qld	WA	SA	Tas	ACT	NT	Aust	Footnotes (see also below)
		2015									
GP_PBS01A01	PhARIA 1 (Urban)	-1	1 574	1 126	911	474	349	95	74	17	4 620
GP_PBS01A22	PhARIA 2	-1	60	49	34	8	11	16	..	7	185
GP_PBS01A23	PhARIA 3	-1	113	82	64	26	35	20	..	2	342
GP_PBS01A24	PhARIA 4	-1	42	26	31	13	21	4	137
GP_PBS01A25	PhARIA 5	-1	34	15	33	30	14	12	..	6	149
GP_PBS01A26	PhARIA 6	-1	8	1	22	33	9	2	..	2	78
GP_PBS01A02	Rural (Pharia 2-6)	-1	257	173	189	110	90	54	..	17	891
		2015									
GP_PBS01A03	PhARIA 1 (Urban)	-1	3 793	4 152	3 963	3 906	3 759	3 391	4 820	4 491	3 933
GP_PBS01A32	PhARIA 2	-1	4 415	3 895	4 360	5 662	4 810	2 891	..	5 044	4 239
GP_PBS01A33	PhARIA 3	-1	3 354	4 141	3 546	3 741	3 376	3 669	..	3 115	3 628
GP_PBS01A34	PhARIA 4	-1	3 963	3 659	3 660	3 003	2 391	6 164	3 589
GP_PBS01A35	PhARIA 5	-1	3 034	2 927	3 932	2 243	2 563	2 034	..	6 325	3 101
GP_PBS01A36	PhARIA 6	-1	2 601	1 334	3 285	3 966	2 737	1 749	..	25 761	3 943
GP_PBS01A04	Rural (Pharia 2-6)	-1	3 636	3 877	3 759	3 452	3 131	3 189	..	7 866	3 688
		2015									
GP_PBS01A05	PhARIA 1 (Urban)	-1
GP_PBS01A52	PhARIA 2	-1
GP_PBS01A53	PhARIA 3	-1
GP_PBS01A54	PhARIA 4	-1	3	3
GP_PBS01A55	PhARIA 5	-1	3	1	2	2	..	2	10

Released under the Freedom of Information Act 1982 by the Department of Health, Disability and Ageing

GP_PBS01A56	PhARIA 6	-1	no.	1	-	2	3	1	1	..	-	8
GP_PBS01A06	Rural (Pharia 2-6)	-1	no.	7	1	4	5	1	3	..	-	21

Number of approved public hospitals

Unit	NSW	Vic	Qld	WA	SA	Tas	ACT	NT	Aust	Footnotes (see also below)
------	-----	-----	-----	----	----	-----	-----	----	------	----------------------------

2015												
GP_PBS01A09	PhARIA 1 (Urban)	-1	no.	1	52	29	13	11	4	..	1	111
GP_PBS01A92	PhARIA 2	-1	no.	-	6	3	1	2	-	..	-	12
GP_PBS01A93	PhARIA 3	-1	no.	-	8	7	1	2	-	..	-	18
GP_PBS01A94	PhARIA 4	-1	no.	-	1	3	1	-	-	..	-	5
GP_PBS01A95	PhARIA 5	-1	no.	-	1	3	-	-	-	..	2	6
GP_PBS01A96	PhARIA 6	-1	no.	-	-	4	3	-	-	..	2	9
GP_PBS01A10	Rural (Pharia 2-6)	-1	no.	-	16	20	6	4	-	..	4	50

Number of PBS approved private hospitals

2015											
------	--	--	--	--	--	--	--	--	--	--	--

GP_PBS01A11	PhARIA 1 (Urban)	-1	no.	36	32	28	3	9	2	4	1	115
GP_PBS01A112	PhARIA 2	-1	no.	-	-	-	-	-	-	..	-	-
GP_PBS01A113	PhARIA 3	-1	no.	-	1	-	-	-	-	..	-	1
GP_PBS01A114	PhARIA 4	-1	no.	-	-	-	-	-	-	..	-	-
GP_PBS01A115	PhARIA 5	-1	no.	-	-	-	-	-	-	..	-	-
GP_PBS01A116	PhARIA 6	-1	no.	-	-	-	-	-	-	..	-	-
GP_PBS01A12	Rural (Pharia 2-6)	-1	no.	-	1	-	-	-	-	..	-	1

Number of Aboriginal Medical Services operating under Section 100 of the Act (revised to include all PhARIA categories)

2015											
------	--	--	--	--	--	--	--	--	--	--	--

GP_PBS01A13	PhARIA 1 (Urban)	-1	no.	1	-	-	1	-	-	-	-	2
GP_PBS01A132	PhARIA 2	-1	no.	-	-	1	-	1	-	..	-	2
GP_PBS01A133	PhARIA 3	-1	no.	-	-	1	1	-	-	..	-	2
GP_PBS01A134	PhARIA 4	-1	no.	-	-	-	-	-	-	..	-	-
GP_PBS01A135	PhARIA 5	-1	no.	2	-	3	-	-	-	..	10	15
GP_PBS01A136	PhARIA 6	-1	no.	2	-	35	29	6	2	..	67	141
GP_PBS01A14	Rural (Pharia 2-6)	-1	no.	4	-	40	30	7	2	..	77	160

People per approved PBS provider (including pharmacies, GPs and Aboriginal Medical Services)

2015											
------	--	--	--	--	--	--	--	--	--	--	--

GP_PBS01A15	PhARIA 1 (Urban)	-1	no.	3 790	4 152	3 963	3 898	3 759	3 391	4 820	4 491	3 932
GP_PBS01A152	PhARIA 2	-1	no.	4 415	3 895	4 235	5 662	4 409	2 891	..	5 044	4 193
GP_PBS01A153	PhARIA 3	-1	no.	3 354	4 141	3 492	3 602	3 376	3 669	..	3 115	3 606
GP_PBS01A154	PhARIA 4	-1	no.	3 698	3 659	3 660	3 003	2 391	6 164	..	-	3 512
GP_PBS01A155	PhARIA 5	-1	no.	2 645	2 744	3 475	2 103	2 563	1 743	..	2 372	2 655

Released under the Freedom of Information Act 1982 by the Department of Health, Disability and Ageing

GP_PBS01A156	PhARIA 6	-1	no.	1 892	1 334	1 225	2 014	1 539	700	..	747	1 355
GP_PBS01A16	Rural (Pharia 2-6)	-1	no.	3 486	3 855	3 049	2 619	2 876	2 919	..	1 423	3 065
GP_PBS01A17	All PhARIA areas	-1	no.	3 746	4 112	3 776	3 599	3 565	3 210	4 820	1 892	3 769

Footnotes are from previous Reports. Please add to and/or update as appropriate (adjust row height as necessary).

a	Geolocation based on the Pharmacy Access/Remoteness Index of Australia (PhARIA). Urban = PhARIA 1. Rural = PhARIA 2-6. The ACT has no rural PhARIA areas.
b	The number of approved hospitals is reported by private/public status. Approved public hospitals provide medicines to patients on discharge only, whereas approved private hospitals also provide medicines to outpatients.
c	There is one approved pharmacy (s.90) on Christmas Island (an external territory of Australia), which is why the total number of pharmacies in Australia is one more than the total number in each state and territory.
d	As a result of the update of the PhARIA classifications, 118 pharmacies were reclassified from rural to urban in 2013.
e	The one (1) approved public hospital in NSW, is a hospital campus of a Victorian hospital participating in the Pharmaceutical Reforms.
f	The decline of eight (8) approved medical practitioners in Victoria in 2013 were all training medical practitioners that were practising in the same town as a permanent approved medical practitioner, who continues to practise in that town.

Note: Urban = PhARIA 1. rural = PhARIA 2-6. ACT has no rural PhARIA areas.

Released under the Freedom of Information Act 1982 by the Department of Health, Disability and Ageing

Review of Government Service Provision

NSW Vic Qld WA SA Tas ACT NT Aust

GP_PBS01 Pharmacies and approved PBS providers, by geographic location

Code	F Year	Unit	NSW	Vic	Qld	WA	SA	Tas	ACT	NT	Aust	Footnotes (see also below)
2017												
Number of pharmacies												
GP_PBS01A01	0	no.	1 601	1 159	930	494	362	95	75	17	4 733	
GP_PBS01A22	0	no.	60	51	37	8	17	16	na	8	191	
GP_PBS01A23	0	no.	117	88	66	27	36	19	na	2	355	
GP_PBS01A24	0	no.	41	28	32	16	21	4	na	na	142	
GP_PBS01A25	0	no.	35	18	41	32	15	13	na	6	160	
GP_PBS01A26	0	no.	11	1	24	34	9	2	na	3	84	
GP_PBS01A02	0	no.	264	186	200	117	92	54	na	19	932	
2017												
People per pharmacy												
GP_PBS01A03	0	no.	4 061	4 500	4 244	4 202	3 833	3 501	5 289	4 780	4 213	
GP_PBS01A32	0	no.	4 627	4 079	4 483	6 622	4 958	3 044	na	5 623	4 464	
GP_PBS01A33	0	no.	3 376	4 018	3 676	3 796	3 374	3 954	na	3 528	3 655	
GP_PBS01A34	0	no.	4 143	3 459	3 686	2 560	2 439	6 303	na	na	3 559	
GP_PBS01A35	0	no.	2 940	2 346	3 574	2 128	2 417	1 822	na	6 435	2 864	
GP_PBS01A36	0	no.	1 919	1 312	2 934	3 802	2 522	1 845	na	16 955	3 564	
GP_PBS01A04	0	no.	3 661	3 774	3 717	3 366	3 110	3 267	na	7 620	3 662	
2017												
Number of PBS approved GPs												
GP_PBS01A05	0	no.	na	na	na	na	na	na	na	na	na	
GP_PBS01A52	0	no.	na	na	na	na	na	na	na	na	na	
GP_PBS01A53	0	no.	na	na	na	na	na	na	na	na	na	
GP_PBS01A54	0	no.	1	na	na	na	na	na	na	na	1	
GP_PBS01A55	0	no.	2	1	na	2	na	2	na	na	7	
GP_PBS01A56	0	no.	1	na	1	1	1	1	na	na	5	
GP_PBS01A06	0	no.	4	1	1	3	1	3	na	na	13	

Released under the Freedom of Information Act 1982 by the Department of Health, Disability and Ageing

		Unit	NSW	Vic	Qld	WA	SA	Tas	ACT	NT	Aust	Footnotes (see also below)	
Number of approved public hospitals		2017											
GP_PBS01A09	PhARIA 1 (Urban)	0	no.	1	52	30	14	11	4	na	1	113	
GP_PBS01A92	PhARIA 2	0	no.	na	6	3	1	2	na	na	na	12	
GP_PBS01A93	PhARIA 3	0	no.	na	8	7	1	3	na	na	na	19	
GP_PBS01A94	PhARIA 4	0	no.	na	1	3	1	na	na	na	na	5	
GP_PBS01A95	PhARIA 5	0	no.	na	1	3	na	na	na	na	2	6	
GP_PBS01A96	PhARIA 6	0	no.	na	na	4	3	na	na	na	2	9	
GP_PBS01A10	Rural (Pharia 2-6)	0	no.	na	16	20	6	5	na	na	4	51	
Number of PBS approved private hospitals		2017											
GP_PBS01A11	PhARIA 1 (Urban)	0	no.	39	35	34	3	9	3	4	1	128	
GP_PBS01A112	PhARIA 2	0	no.	na	na	na	na	na	na	na	na	na	
GP_PBS01A113	PhARIA 3	0	no.	na	1	na	na	na	na	na	na	1	
GP_PBS01A114	PhARIA 4	0	no.	na	na	na	na	na	na	na	na	na	
GP_PBS01A115	PhARIA 5	0	no.	na	na	na	na	na	na	na	na	na	
GP_PBS01A116	PhARIA 6	0	no.	na	na	na	na	na	na	na	na	na	
GP_PBS01A12	Rural (Pharia 2-6)	0	no.	na	1	na	na	na	na	na	na	1	
Number of Aboriginal Medical Services operating under Section 100 of the Act (revised to include all PhARIA categories)		2017											
GP_PBS01A13	PhARIA 1 (Urban)	0	no.	1	na	na	1	na	na	na	na	2	
GP_PBS01A132	PhARIA 2	0	no.	na	na	1	na	1	na	na	na	2	
GP_PBS01A133	PhARIA 3	0	no.	na	na	1	1	na	na	na	na	2	
GP_PBS01A134	PhARIA 4	0	no.	na	na	na	na	na	na	na	na	na	
GP_PBS01A135	PhARIA 5	0	no.	2	na	3	na	na	na	na	10	15	
GP_PBS01A136	PhARIA 6	0	no.	2	na	40	28	6	2	na	67	145	
GP_PBS01A14	Rural (Pharia 2-6)	0	no.	4	na	45	29	7	2	na	77	164	

Released under the Freedom of Information Act 1982 by the Department of Health, Disability and Ageing

People per approved PBS provider (including pharmacies, GPs and Aboriginal Medical Services)

		2017										
GP_PBS01A15	PhARIA 1 (Urban)	0	no.	4 059	4 500	4 244	4 194	3 833	3 501	5 289	4 780	4 211
GP_PBS01A152	PhARIA 2	0	no.	4 627	4 079	4 365	6 622	4 544	3 044	na	5 623	4 418
GP_PBS01A153	PhARIA 3	0	no.	3 376	4 018	3 621	3 661	3 374	3 954	na	3 528	3 634
GP_PBS01A154	PhARIA 4	0	no.	4 044	3 459	3 686	2 560	2 439	6 303	na	–	3 534
GP_PBS01A155	PhARIA 5	0	no.	2 639	2 222	3 330	2 003	2 417	1 579	na	2 413	2 518
GP_PBS01A156	PhARIA 6	0	no.	1 508	1 312	1 083	2 052	1 419	738	na	727	1 279
GP_PBS01A16	Rural (Pharia 2–6)	0	no.	3 606	4 035	3 190	2 697	2 920	2 990	na	1 540	3 184
GP_PBS01A17	All PhARIA areas	0	no.	3 994	4 440	4 033	3 853	3 638	3 305	5 289	2 036	4 021

GP_PBS01

Pharmacies and approved PBS providers, by geographic location

F	Y	Unit	NSW	Vic	Qld	WA	SA	Tas	ACT	NT	Aust	Footnotes (see also below)
		2016										
Number of pharmacies												
GP_PBS01A01	PhARIA 1 (Urban)	-1	no.	1 593	1 141	923	478	357	95	75	17	4 679
GP_PBS01A22	PhARIA 2	-1	no.	60	49	35	8	11	16	–	7	186
GP_PBS01A23	PhARIA 3	-1	no.	114	84	66	27	35	20	–	2	348
GP_PBS01A24	PhARIA 4	-1	no.	42	27	31	15	21	4	–	–	140
GP_PBS01A25	PhARIA 5	-1	no.	35	15	40	30	15	13	–	6	154
GP_PBS01A26	PhARIA 6	-1	no.	9	1	23	33	9	2	–	3	81
GP_PBS01A02	Rural (Pharia 2–6)	-1	no.	260	176	195	113	91	55	–	18	909
People per pharmacy												
2016												
GP_PBS01A03	PhARIA 1 (Urban)	-1	no.	3 747	4 097	3 911	3 874	3 674	3 391	4 756	4 491	3 884
GP_PBS01A32	PhARIA 2	-1	no.	4 415	3 895	4 235	5 662	4 810	2 891	–	5 044	4 216
GP_PBS01A33	PhARIA 3	-1	no.	3 325	4 042	3 439	3 602	3 376	3 669	–	3 115	3 565
GP_PBS01A34	PhARIA 4	-1	no.	3 698	3 524	3 660	2 603	2 391	6 164	–	–	3 512
GP_PBS01A35	PhARIA 5	-1	no.	2 948	2 927	3 736	2 243	2 392	1 877	–	6 325	3 000
GP_PBS01A36	PhARIA 6	-1	no.	2 312	1 334	3 142	3 966	2 737	1 749	–	17 174	3 797
GP_PBS01A04	Rural (Pharia 2–6)	-1	no.	3 594	3 811	3 643	3 361	3 097	3 131	–	7 429	3 615
Number of PBS approved GPs												
2016												
GP_PBS01A05	PhARIA 1 (Urban)	-1	no.	–	–	–	–	–	–	–	–	–
GP_PBS01A52	PhARIA 2	-1	no.	–	–	–	–	–	–	–	–	–
GP_PBS01A53	PhARIA 3	-1	no.	–	–	–	–	–	–	–	–	–
GP_PBS01A54	PhARIA 4	-1	no.	3	–	–	–	–	–	–	–	3
GP_PBS01A55	PhARIA 5	-1	no.	3	1	1	2	–	2	–	–	9

Released under the Freedom of Information Act 1982 by the Department of Health, Disability and Ageing

GP_PBS01A56	PhARIA 6	-1	<i>no.</i>	1	-	2	2	1	1	-	-	7	
GP_PBS01A06	Rural (Pharia 2-6)	-1	<i>no.</i>	7	1	3	4	1	3	-	-	19	
F													
			Unit	NSW	Vic	Qld	WA	SA	Tas	ACT	NT	Aust	Footnotes (see also below)
			2016										
Number of approved public hospitals													
GP_PBS01A09	PhARIA 1 (Urban)	-1	<i>no.</i>	1	52	29	13	11	4	-	1	111	
GP_PBS01A92	PhARIA 2	-1	<i>no.</i>	-	6	3	1	2	-	-	-	12	
GP_PBS01A93	PhARIA 3	-1	<i>no.</i>	-	8	7	1	2	-	-	-	18	
GP_PBS01A94	PhARIA 4	-1	<i>no.</i>	-	1	3	1	-	-	-	-	5	
GP_PBS01A95	PhARIA 5	-1	<i>no.</i>	-	1	3	-	-	-	-	2	6	
GP_PBS01A96	PhARIA 6	-1	<i>no.</i>	-	-	4	3	-	-	-	2	9	
GP_PBS01A10	Rural (Pharia 2-6)	-1	<i>no.</i>	-	16	20	6	4	-	-	4	50	
Number of PBS approved private hospitals													
2016													
GP_PBS01A11	PhARIA 1 (Urban)	-1	<i>no.</i>	37	35	30	4	9	1	4	1	121	
GP_PBS01A112	PhARIA 2	-1	<i>no.</i>	-	-	-	-	-	-	-	-	-	
GP_PBS01A113	PhARIA 3	-1	<i>no.</i>	-	-	-	-	-	-	-	-	-	
GP_PBS01A114	PhARIA 4	-1	<i>no.</i>	-	1	-	-	-	-	-	-	1	
GP_PBS01A115	PhARIA 5	-1	<i>no.</i>	-	-	-	-	-	-	-	-	-	
GP_PBS01A116	PhARIA 6	-1	<i>no.</i>	-	-	-	-	-	-	-	-	-	
GP_PBS01A12	Rural (Pharia 2-6)	-1	<i>no.</i>	-	1	-	-	-	-	-	-	1	
Number of Aboriginal Medical Services operating under Section 100 of the Act (revised to include all PhARIA categories)													
2016													
GP_PBS01A13	PhARIA 1 (Urban)	-1	<i>no.</i>	1	-	-	1	-	-	-	-	2	
GP_PBS01A132	PhARIA 2	-1	<i>no.</i>	-	-	1	-	1	-	-	-	2	
GP_PBS01A133	PhARIA 3	-1	<i>no.</i>	-	-	1	1	-	-	-	-	2	
GP_PBS01A134	PhARIA 4	-1	<i>no.</i>	-	-	-	-	-	-	-	-	-	
GP_PBS01A135	PhARIA 5	-1	<i>no.</i>	2	-	3	-	-	-	-	10	15	
GP_PBS01A136	PhARIA 6	-1	<i>no.</i>	2	-	38	28	6	2	-	67	143	
GP_PBS01A14	Rural (Pharia 2-6)	-1	<i>no.</i>	4	-	43	29	7	2	-	77	162	
People per approved PBS provider (including pharmacies, GPs and Aboriginal Medical Services)													
2016													
GP_PBS01A15	PhARIA 1 (Urban)	-1	<i>no.</i>	3 745	4 097	3 911	3 866	3 674	3 391	4 756	4 491	3 882	
GP_PBS01A152	PhARIA 2	-1	<i>no.</i>	4 415	3 895	4 118	5 662	4 409	2 891	-	5 044	4 171	
GP_PBS01A153	PhARIA 3	-1	<i>no.</i>	3 325	4 042	3 388	3 473	3 376	3 669	-	3 115	3 545	
GP_PBS01A154	PhARIA 4	-1	<i>no.</i>	3 698	3 524	3 660	2 603	2 391	6 164	-	-	3 438	
GP_PBS01A155	PhARIA 5	-1	<i>no.</i>	2 579	2 744	3 396	2 103	2 392	1 627	-	2 372	2 596	

Released under the Freedom of Information Act 1982 by the Department of Health, Disability and Ageing

GP_PBS01A156	PhARIA 6	-1	no.	1 734	1 334	1 147	2 077	1 539	700	-	736	1 331
GP_PBS01A16	Rural (Pharia 2-6)	-1	no.	3 486	3 855	3 049	2 619	2 876	2 919	-	1 423	3 065
GP_PBS01A17	All PhARIA areas	-1	no.	3 708	4 065	3 737	3 576	3 502	3 210	4 756	1 892	3 730

Footnotes are from previous Reports. Please add to and/or update as appropriate (adjust row height as necessary).

- a Geolocation based on the Pharmacy Access/Remoteness Index of Australia (PhARIA). Urban = PhARIA 1. Rural = PhARIA 2-6. The ACT has no rural PhARIA areas.
- b The number of approved hospitals is reported by private/public status. approved public hospitals provide PBS medicines to patients on discharge and outpatients, as well as PBS chemotherapy medication for day-admitted and non-admitted patients. approved private hospitals provide PBS medicines to all hospital patients.
- c Christmas Island and Cocos (Keeling) Islands are reported in WA and Norfolk Island and Jervis Bay are reported in NSW (external territories of Australia).
- d As a result of the update of the PhARIA classifications, 118 pharmacies were reclassified from rural to urban in 2013.
- e The one (1) approved public hospital in NSW, is a hospital campus of a Victorian hospital participating in the Pharmaceutical Reforms.

Note: Urban = PhARIA 1. rural = PhARIA 2-6. ACT has no rural PhARIA areas.

Released under the Freedom of Information Act 1982 by the Department of Health, Disability and Ageing

Review of Government Service Provision

NSW Vic Qld WA SA Tas ACT NT Aust

GP_PBS01 Pharmacies and approved PBS providers, by geographic location

Code	F Year	Unit	NSW	Vic	Qld	WA	SA	Tas	ACT	NT	Aust	Footnotes (see also below)
2018												
Number of pharmacies												
GP_PBS01A01	0	no.	1 614	1 171	937	505	363	97	78	17	4 782	
GP_PBS01A22	0	no.	60	51	37	10	17	17	-	12	198	
GP_PBS01A23	0	no.	117	90	66	27	35	19	-	2	356	
GP_PBS01A24	0	no.	41	29	33	16	21	4	-	-	144	
GP_PBS01A25	0	no.	35	18	41	31	15	14	-	6	160	
GP_PBS01A26	0	no.	11	1	24	34	9	2	-	2	83	
GP_PBS01A02	0	no.	264	189	201	118	91	56	-	22	941	
2018												
People per pharmacy												
GP_PBS01A03	0	no.	4 028	4 454	4 212	4 111	3 822	3 428	5 086	4 780	4 170	
GP_PBS01A32	0	no.	4 621	4 079	4 483	5 297	4 958	2 865	-	3 749	4 307	
GP_PBS01A33	0	no.	3 376	3 929	3 676	3 796	3 470	3 954	-	3 528	3 644	
GP_PBS01A34	0	no.	4 143	3 340	3 574	2 560	2 439	6 303	-	-	3 509	
GP_PBS01A35	0	no.	2 940	2 346	3 574	2 197	2 417	1 691	-	6 435	2 864	
GP_PBS01A36	0	no.	1 758	1 312	2 934	3 732	2 522	1 845	-	25 433	3 607	
GP_PBS01A04	0	no.	3 653	3 714	3 698	3 317	3 145	3 150	-	6 581	3 627	
2018												
Number of PBS approved GPs												
GP_PBS01A05	0	no.	-	-	-	-	-	-	-	-	-	
GP_PBS01A52	0	no.	-	-	-	-	-	-	-	-	-	
GP_PBS01A53	0	no.	-	-	-	-	-	-	-	-	-	
GP_PBS01A54	0	no.	-	-	-	-	-	-	-	-	-	
GP_PBS01A55	0	no.	2	1	-	2	-	1	-	-	6	
GP_PBS01A56	0	no.	1	-	1	1	1	1	-	-	5	
GP_PBS01A06	0	no.	3	1	1	3	1	2	-	-	11	

Released under the Freedom of Information Act 1992 by the Department of Health, Disability and Ageing

		Unit	NSW	Vic	Qld	WA	SA	Tas	ACT	NT	Aust	Footnotes (see also below)	
		2018											
Number of approved public hospitals													
GP_PBS01A09	PhARIA 1 (Urban)	0	no.	-	53	29	14	10	4	-	1	111	
GP_PBS01A92	PhARIA 2	0	no.	-	6	3	1	2	-	-	-	12	
GP_PBS01A93	PhARIA 3	0	no.	-	8	7	1	3	-	-	-	19	
GP_PBS01A94	PhARIA 4	0	no.	-	1	3	1	-	-	-	-	5	
GP_PBS01A95	PhARIA 5	0	no.	-	1	4	-	-	-	-	2	7	
GP_PBS01A96	PhARIA 6	0	no.	-	-	5	3	-	-	-	2	10	
GP_PBS01A10	Rural (Pharia 2-6)	0	no.	-	16	22	6	5	-	-	4	53	
Number of PBS approved private hospitals													
2018													
GP_PBS01A11	PhARIA 1 (Urban)	0	no.	42	36	35	5	9	4	4	1	136	
GP_PBS01A112	PhARIA 2	0	no.	-	-	-	-	-	-	-	-	-	
GP_PBS01A113	PhARIA 3	0	no.	-	1	-	-	-	-	-	-	1	
GP_PBS01A114	PhARIA 4	0	no.	-	-	-	-	-	-	-	-	-	
GP_PBS01A115	PhARIA 5	0	no.	-	-	-	-	-	-	-	-	-	
GP_PBS01A116	PhARIA 6	0	no.	-	-	-	-	-	-	-	-	-	
GP_PBS01A12	Rural (Pharia 2-6)	0	no.	-	1	-	-	-	-	-	-	1	
Number of Aboriginal Medical Services operating under Section 100 of the Act (revised to include all PhARIA categories)													
2018													
GP_PBS01A13	PhARIA 1 (Urban)	0	no.	1	-	-	1	-	-	-	-	2	
GP_PBS01A132	PhARIA 2	0	no.	-	-	1	-	1	-	-	-	2	
GP_PBS01A133	PhARIA 3	0	no.	-	-	1	1	-	-	-	-	2	
GP_PBS01A134	PhARIA 4	0	no.	-	-	-	-	-	-	-	-	-	
GP_PBS01A135	PhARIA 5	0	no.	2	-	3	-	-	-	-	10	15	
GP_PBS01A136	PhARIA 6	0	no.	2	-	40	28	6	2	-	67	145	
GP_PBS01A14	Rural (Pharia 2-6)	0	no.	4	-	45	29	7	2	-	77	164	

Released under the Freedom of Information Act 1982 by the Department of Health, Disability and Ageing

People per approved PBS provider (including pharmacies, GPs and Aboriginal Medical Services)

		2018									
		no.									
GP_PBS01A15	PhARIA 1 (Urban)	0	4 026	4 454	4 212	4 103	3 822	3 428	5 086	4 780	4 167
GP_PBS01A152	PhARIA 2	0	4 621	4 079	4 365	5 297	4 544	2 865		3 749	4 263
GP_PBS01A153	PhARIA 3	0	3 376	3 929	3 621	3 661	3 470	3 954		3 528	3 624
GP_PBS01A154	PhARIA 4	0	4 143	3 340	3 574	2 560	2 439	6 303			3 509
GP_PBS01A155	PhARIA 5	0	2 639	2 222	3 330	2 064	2 417	1 579		2 413	2 532
GP_PBS01A156	PhARIA 6	0	1 381	1 312	1 083	2 014	1 419	738		737	1 285
GP_PBS01A16	Rural (Pharia 2-6)	0	3 598	4 035	3 190	2 681	2 920	2 990		1 540	3 184
GP_PBS01A17	All PhARIA areas	0	3 965	4 400	4 009	3 784	3 631	3 263	5 086	2 036	3 988

GP_PBS01

Pharmacies and approved PBS providers, by geographic location

F	Y	Unit	NSW	Vic	Qld	WA	SA	Tas	ACT	NT	Aust	Footnotes (see also below)
		2017										
Number of pharmacies												
GP_PBS01A01	PhARIA 1 (Urban)	-1	no.	1 601	1 159	930	494	362	95	75	17	4 733
GP_PBS01A22	PhARIA 2	-1	no.	60	51	37	8	11	16	-	8	191
GP_PBS01A23	PhARIA 3	-1	no.	117	88	66	27	36	19	-	2	355
GP_PBS01A24	PhARIA 4	-1	no.	41	28	32	16	21	4	-	-	142
GP_PBS01A25	PhARIA 5	-1	no.	35	18	41	32	15	13	-	6	160
GP_PBS01A26	PhARIA 6	-1	no.	11	1	24	34	9	2	-	3	84
GP_PBS01A02	Rural (Pharia 2-6)	-1	no.	264	186	200	117	92	54	..	19	932
People per pharmacy												
		2017										
GP_PBS01A03	PhARIA 1 (Urban)	-1	no.	4 061	4 500	4 244	4 202	3 833	3 501	5 289	4 780	4 213
GP_PBS01A32	PhARIA 2	-1	no.	4 627	4 079	4 483	6 622	4 958	3 044	-	5 623	4 464
GP_PBS01A33	PhARIA 3	-1	no.	3 376	4 018	3 676	3 796	3 374	3 954	-	3 528	3 655
GP_PBS01A34	PhARIA 4	-1	no.	4 143	3 459	3 686	2 560	2 439	6 303	-	-	3 559
GP_PBS01A35	PhARIA 5	-1	no.	2 940	2 346	3 574	2 128	2 417	1 822	-	6 435	2 864
GP_PBS01A36	PhARIA 6	-1	no.	1 919	1 312	2 934	3 802	2 522	1 845	-	16 955	3 564
GP_PBS01A04	Rural (Pharia 2-6)	-1	no.	3 661	3 774	3 717	3 366	3 110	3 267	..	7 620	3 662
Number of PBS approved GPs												
		2017										
GP_PBS01A05	PhARIA 1 (Urban)	-1	no.	-	-	-	-	-	-	-	-	-
GP_PBS01A52	PhARIA 2	-1	no.	-	-	-	-	-	-	-	-	-
GP_PBS01A53	PhARIA 3	-1	no.	-	-	-	-	-	-	-	-	-
GP_PBS01A54	PhARIA 4	-1	no.	1	-	-	-	-	-	-	-	1
GP_PBS01A55	PhARIA 5	-1	no.	2	1	-	2	-	2	-	-	7

Released under the Freedom of Information Act 1982 by the Department of Health, Disability and Ageing

GP_PBS01A56	PhARIA 6	-1	no.	1	-	1	1	1	1	-	-	5
GP_PBS01A06	Rural (Pharia 2-6)	-1	no.	4	1	1	3	1	3	..		13

		F										
		Unit	NSW	Vic	Qld	WA	SA	Tas	ACT	NT	Aust	Footnotes (see also below)
Number of approved public hospitals		2017										
GP_PBS01A09	PhARIA 1 (Urban)	-1	no.	1	52	30	14	11	4	-	1	113
GP_PBS01A92	PhARIA 2	-1	no.	-	6	3	1	2	-	-	-	12
GP_PBS01A93	PhARIA 3	-1	no.	-	8	7	1	3	-	-	-	19
GP_PBS01A94	PhARIA 4	-1	no.	-	1	3	1	-	-	-	-	5
GP_PBS01A95	PhARIA 5	-1	no.	-	1	3	-	-	-	-	2	6
GP_PBS01A96	PhARIA 6	-1	no.	-	-	4	3	-	-	-	2	9
GP_PBS01A10	Rural (Pharia 2-6)	-1	no.	-	16	20	6	5	-	..	4	51

		F										
		Unit	NSW	Vic	Qld	WA	SA	Tas	ACT	NT	Aust	Footnotes (see also below)
Number of PBS approved private hospitals		2017										
GP_PBS01A11	PhARIA 1 (Urban)	-1	no.	39	35	34	3	9	3	4	1	128
GP_PBS01A112	PhARIA 2	-1	no.	-	-	-	-	-	-	-	-	-
GP_PBS01A113	PhARIA 3	-1	no.	-	1	-	-	-	-	-	-	1
GP_PBS01A114	PhARIA 4	-1	no.	-	-	-	-	-	-	-	-	-
GP_PBS01A115	PhARIA 5	-1	no.	-	-	-	-	-	-	-	-	-
GP_PBS01A116	PhARIA 6	-1	no.	-	-	-	-	-	-	-	-	-
GP_PBS01A12	Rural (Pharia 2-6)	-1	no.	-	1	-	-	-	-	..	-	1

		F										
		Unit	NSW	Vic	Qld	WA	SA	Tas	ACT	NT	Aust	Footnotes (see also below)
Number of Aboriginal Medical Services operating under Section 100 of the Act (revised to include all PhARIA categories)		2017										
GP_PBS01A13	PhARIA 1 (Urban)	-1	no.	1	-	-	1	-	-	-	-	2
GP_PBS01A132	PhARIA 2	-1	no.	-	-	1	-	1	-	-	-	2
GP_PBS01A133	PhARIA 3	-1	no.	-	-	1	1	-	-	-	-	2
GP_PBS01A134	PhARIA 4	-1	no.	-	-	-	-	-	-	-	-	-
GP_PBS01A135	PhARIA 5	-1	no.	2	-	3	-	-	-	-	10	15
GP_PBS01A136	PhARIA 6	-1	no.	2	-	40	28	6	2	-	67	145
GP_PBS01A14	Rural (Pharia 2-6)	-1	no.	4	-	45	29	7	2	..	77	164

		F										
		Unit	NSW	Vic	Qld	WA	SA	Tas	ACT	NT	Aust	Footnotes (see also below)
People per approved PBS provider (including pharmacies, GPs and Aboriginal Medical Services)		2017										
GP_PBS01A15	PhARIA 1 (Urban)	-1	no.	4 059	4 500	4 244	4 194	3 833	3 501	5 289	4 780	4 211
GP_PBS01A152	PhARIA 2	-1	no.	4 627	4 079	4 365	6 622	4 544	3 044	-	5 623	4 418
GP_PBS01A153	PhARIA 3	-1	no.	3 376	4 018	3 621	3 661	3 374	3 954	-	3 528	3 634
GP_PBS01A154	PhARIA 4	-1	no.	4 044	3 459	3 686	2 560	2 439	6 303	-	-	3 534
GP_PBS01A155	PhARIA 5	-1	no.	2 639	2 222	3 330	2 003	2 417	1 579	-	2 413	2 518

Released under the Freedom of Information Act 1982 by the Department of Health, Disability and Ageing

GP_PBS01A156	PhARIA 6	-1	no.	1 508	1 312	1 083	2 052	1 419	738	-	727	1 279
GP_PBS01A16	Rural (Pharia 2-6)	-1	no.	3 606	4 035	3 190	2 697	2 920	2 990	..	1 340	3 184
GP_PBS01A17	All PhARIA areas	-1	no.	3 994	4 440	4 033	3 853	3 638	3 305	5 289	2 036	4 021

Footnotes are from previous Reports. Please add to and/or update as appropriate (adjust row height as necessary).

a	Geolocation based on the Pharmacy Access/Remoteness Index of Australia (PhARIA). Urban = PhARIA 1. Rural = PhARIA 2-6. The ACT has no rural PhARIA areas.
b	The number of approved hospitals is reported by private/public status. approved public hospitals provide PBS medicines to patients on discharge and outpatients, as well as PBS chemotherapy medicate for day-admitted and non-admitted patients. approved private hospitals provide PBS medicines to all hospital patients.
c	Christmas Island and Cocos (Keeling) Islands are reported in WA and Norfolk Island and Jervis Bay are reported in NSW (external territories of Australia).
d	As a result of the update of the PhARIA classifications, 118 pharmacies were reclassified from rural to urban in 2013.
e	The one (1) approved public hospital in NSW that is a hospital campus of a Victorian hospital participating in the Pharmaceutical Reforms, was reported in NSW until 2017 and in Vic from 2018

Note: Urban = PhARIA 1. rural = PhARIA 2-6. ACT has no rural PhARIA areas.

Released under the Freedom of Information Act 1982 by the Department of Health, Disability and Ageing

Review of Government Service Provision

NSW Vic Qld WA SA Tas ACT NT Aust

GP_PBS01 Pharmacies and approved PBS providers, by geographic location, at 30 June

		2019									
Year	Code	Unit	NSW	Vic	Qld	WA	SA	Tas	ACT	NT	Aust
Number of pharmacies											
0	PhARIA 1 (Urban) GP_PBS01A01	no.	1 636	1 191	958	520	368	102	78	26	4 879
0	PhARIA 2 GP_PBS01A22	no.	56	52	28	9	12	9	-	4	170
0	PhARIA 3 GP_PBS01A23	no.	107	87	74	14	30	20	-	1	333
0	PhARIA 4 GP_PBS01A24	no.	47	25	19	20	26	8	-	-	145
0	PhARIA 5 GP_PBS01A25	no.	29	13	44	25	14	12	-	7	144
0	PhARIA 6 GP_PBS01A26	no.	11	1	28	38	9	2	-	2	91
0	Rural (Pharia 2-6) GP_PBS01A02	no.	250	178	193	106	91	51	-	14	883
People per pharmacy											
0	PhARIA 1 (Urban) GP_PBS01A03	no.	3 986	4 418	4 167	4 108	3 809	3 492	5 086	4 588	4 137
0	PhARIA 2 GP_PBS01A32	no.	4 972	3 775	4 607	5 194	3 201	3 942	-	3 266	4 340
0	PhARIA 3 GP_PBS01A33	no.	3 406	3 931	3 526	3 774	3 489	3 089	-	1 462	3 566
0	PhARIA 4 GP_PBS01A34	no.	3 985	3 294	4 436	2 187	2 735	3 534	-	-	3 448
0	PhARIA 5 GP_PBS01A35	no.	3 284	2 720	3 475	2 056	2 499	2 018	-	5 536	3 006
0	PhARIA 6 GP_PBS01A36	no.	1 760	236	2 544	3 588	2 537	1 834	-	25 303	3 389
0	Rural (Pharia 2-6) GP_PBS01A04	no.	3 779	3 687	3 618	3 123	2 989	2 996	-	7 626	3 586
Number of PBS approved GPs											
0	PhARIA 1 (Urban) GP_PBS01A05	no.	-	-	-	-	-	-	-	-	-
0	PhARIA 2 GP_PBS01A52	no.	-	-	-	-	-	-	-	-	-
0	PhARIA 3 GP_PBS01A53	no.	-	-	-	-	-	-	-	-	-
0	PhARIA 4 GP_PBS01A54	no.	-	-	-	-	-	-	-	-	-
0	PhARIA 5 GP_PBS01A55	no.	1	1	-	2	-	1	-	-	5
0	PhARIA 6 GP_PBS01A56	no.	1	-	-	1	1	1	-	-	4
0	Rural (Pharia 2-6) GP_PBS01A06	no.	2	1	-	3	1	2	-	-	9
Number of approved public hospitals											
		Unit	NSW	Vic	Qld	WA	SA	Tas	ACT	NT	Aust

Footnotes

Footnotes

Footnotes

Footnotes

Released under the Freedom of Information Act 1982 by the Department of Health, Disability and Ageing

PhARIA 1 (Urban)	GP_PBS01A09	0	no.	-	55	29	14	10	4	-	2	114
PhARIA 2	GP_PBS01A92	0	no.	-	6	3	1	2	-	-	-	12
PhARIA 3	GP_PBS01A93	0	no.	-	7	8	-	2	-	-	-	17
PhARIA 4	GP_PBS01A94	0	no.	-	1	1	1	1	-	-	-	4
PhARIA 5	GP_PBS01A95	0	no.	-	-	4	-	-	-	-	-	6
PhARIA 6	GP_PBS01A96	0	no.	-	-	6	3	-	-	-	2	11
Rural (Pharia 2-6)	GP_PBS01A10	0	no.	-	14	22	5	5	-	-	4	50

Number of PBS approved private hospitals


	Unit	NSW	Vic	Qld	WA	SA	Tas	ACT	NT	Aust
PhARIA 1 (Urban)	GP_PBS01A11	40	34	36	5	10	4	5	1	135
PhARIA 2	GP_PBS01A112	-	-	-	-	-	-	-	-	-
PhARIA 3	GP_PBS01A113	-	1	-	-	-	-	-	-	1
PhARIA 4	GP_PBS01A114	-	-	-	-	-	-	-	-	-
PhARIA 5	GP_PBS01A115	-	-	-	-	-	-	-	-	-
PhARIA 6	GP_PBS01A116	-	-	-	-	-	-	-	-	-
Rural (Pharia 2-6)	GP_PBS01A12	-	1	-	-	-	-	-	-	1

Number of Aboriginal Medical Services operating under Section 100 of the Act (revised to include all PhARIA categories)


	Unit	NSW	Vic	Qld	WA	SA	Tas	ACT	NT	Aust
PhARIA 1 (Urban)	GP_PBS01A13	-	-	-	1	-	-	-	-	1
PhARIA 2	GP_PBS01A132	1	-	1	2	1	-	-	-	5
PhARIA 3	GP_PBS01A133	-	-	1	-	-	-	-	-	1
PhARIA 4	GP_PBS01A134	-	-	-	-	-	-	-	-	-
PhARIA 5	GP_PBS01A135	2	-	3	-	-	-	-	10	15
PhARIA 6	GP_PBS01A136	2	-	40	27	6	2	-	67	144
Rural (Pharia 2-6)	GP_PBS01A14	5	-	45	29	7	2	-	77	165

People per approved PBS provider (including pharmacies, GPs and Aboriginal Medical Services)


	Unit	NSW	Vic	Qld	WA	SA	Tas	ACT	NT	Aust
PhARIA 1 (Urban)	GP_PBS01A15	3 986	4 418	4 167	4 101	3 809	3 492	5 086	4 588	4 136
PhARIA 2	GP_PBS01A152	4 885	3 775	4 448	4 250	2 955	3 942	-	3 266	4 216
PhARIA 3	GP_PBS01A153	3 406	3 931	3 479	3 774	3 489	3 089	-	1 462	3 556
PhARIA 4	GP_PBS01A154	3 985	3 294	4 436	2 187	2 735	3 534	-	-	3 448
PhARIA 5	GP_PBS01A155	2 977	2 526	3 254	1 903	2 499	1 862	-	2 280	2 639
PhARIA 6	GP_PBS01A156	1 383	236	1 047	2 164	1 427	773	-	733	1 307
Rural (Pharia 2-6)	GP_PBS01A16	3 676	3 666	2 934	2 399	2 748	2 778	-	1 173	2 996
All PhARIA areas	GP_PBS01A17	3 944	4 320	3 922	3 744	3 584	3 242	5 086	1 932	3 933




Footnotes



Footnotes



Footnotes



Released under the Freedom of Information Act 1982 by the Department of Health, Disability and Ageing

Number of pharmacies

PhARIA 1 (Urban)	GP_PBS01A01	-1
PhARIA 2	GP_PBS01A22	-1
PhARIA 3	GP_PBS01A23	-1
PhARIA 4	GP_PBS01A24	-1
PhARIA 5	GP_PBS01A25	-1
PhARIA 6	GP_PBS01A26	-1
Rural (Pharia 2-6)	GP_PBS01A02	-1

2018										
Unit	NSW	Vic	Q/d	WA	SA	Tas	ACT	NT	Aust	
no.	1 614	1 171	937	505	363	97	78	17	4 782	
no.	60	51	37	10	11	17	-	12	198	
no.	117	90	66	27	35	19	-	2	356	
no.	41	29	33	16	21	4	-	-	144	
no.	35	18	41	31	15	14	-	6	160	
no.	11	1	24	34	9	2	-	2	83	
no.	264	189	201	118	91	56	-	22	941	

People per pharmacy

PhARIA 1 (Urban)	GP_PBS01A03	-1
PhARIA 2	GP_PBS01A32	-1
PhARIA 3	GP_PBS01A33	-1
PhARIA 4	GP_PBS01A34	-1
PhARIA 5	GP_PBS01A35	-1
PhARIA 6	GP_PBS01A36	-1
Rural (Pharia 2-6)	GP_PBS01A04	-1

Unit	NSW	Vic	Q/d	WA	SA	Tas	ACT	NT	Aust
no.	4 028	4 454	4 212	4 111	3 822	3 428	5 086	4 780	4 170
no.	4 621	4 079	4 483	5 297	4 958	2 865	-	3 749	4 307
no.	3 376	3 929	3 676	3 796	3 470	3 954	-	3 528	3 644
no.	4 143	3 340	3 574	2 560	2 439	6 303	-	-	3 509
no.	2 940	2 346	3 574	2 197	2 417	1 691	-	6 435	2 864
no.	1 758	1 312	2 934	3 732	2 522	1 845	-	25 433	3 607
no.	3 653	3 714	3 698	3 317	3 145	3 150	-	6 581	3 627

Number of PBS approved GPs

PhARIA 1 (Urban)	GP_PBS01A05	-1
PhARIA 2	GP_PBS01A52	-1
PhARIA 3	GP_PBS01A53	-1
PhARIA 4	GP_PBS01A54	-1
PhARIA 5	GP_PBS01A55	-1
PhARIA 6	GP_PBS01A56	-1
Rural (Pharia 2-6)	GP_PBS01A06	-1

Unit	NSW	Vic	Q/d	WA	SA	Tas	ACT	NT	Aust
no.	-	-	-	-	-	-	-	-	-
no.	-	-	-	-	-	-	-	-	-
no.	-	-	-	-	-	-	-	-	-
no.	-	-	-	-	-	-	-	-	-
no.	2	1	-	2	-	1	-	-	6
no.	1	-	1	1	1	1	-	-	5
no.	3	1	1	3	1	2	-	-	11

Number of approved public hospitals

PhARIA 1 (Urban)	GP_PBS01A09	-1
PhARIA 2	GP_PBS01A92	-1
PhARIA 3	GP_PBS01A93	-1
PhARIA 4	GP_PBS01A94	-1
PhARIA 5	GP_PBS01A95	-1
PhARIA 6	GP_PBS01A96	-1
Rural (Pharia 2-6)	GP_PBS01A10	-1

Unit	NSW	Vic	Q/d	WA	SA	Tas	ACT	NT	Aust
no.	-	53	29	14	10	4	-	1	111
no.	-	6	3	1	2	-	-	-	12
no.	-	8	7	1	3	-	-	-	19
no.	-	1	3	1	-	-	-	-	5
no.	-	1	4	-	-	-	-	2	7
no.	-	-	5	3	-	-	-	2	10
no.	-	16	22	6	5	-	-	4	53

Footnotes

--

Footnotes

--

Footnotes

--

Footnotes

--

Released under the Freedom of Information Act 1982 by the Department of Health, Disability and Ageing

Number of PBS approved private hospitals

			Unit	NSW	Vic	Qld	WA	SA	Tas	ACT	NT	Aust
PhARIA 1 (Urban)	GP_PBS01A11	-1	no.	42	36	35	5	9	4	4	1	136
PhARIA 2	GP_PBS01A112	-1	no.	-	-	-	-	-	-	-	-	-
PhARIA 3	GP_PBS01A113	-1	no.	-	1	-	-	-	-	-	-	1
PhARIA 4	GP_PBS01A114	-1	no.	-	-	-	-	-	-	-	-	-
PhARIA 5	GP_PBS01A115	-1	no.	-	-	-	-	-	-	-	-	-
PhARIA 6	GP_PBS01A116	-1	no.	-	-	-	-	-	-	-	-	-
Rural (Pharia 2-6)	GP_PBS01A12	-1	no.	-	1	-	-	-	-	-	-	1

Footnotes

Number of Aboriginal Medical Services operating under Section 100 of the Act (revised to include all PhARIA categories)

			Unit	NSW	Vic	Qld	WA	SA	Tas	ACT	NT	Aust
PhARIA 1 (Urban)	GP_PBS01A13	-1	no.	1	-	-	1	-	-	-	-	2
PhARIA 2	GP_PBS01A132	-1	no.	-	-	1	-	1	-	-	-	2
PhARIA 3	GP_PBS01A133	-1	no.	-	-	1	1	-	-	-	-	2
PhARIA 4	GP_PBS01A134	-1	no.	-	-	-	-	-	-	-	-	-
PhARIA 5	GP_PBS01A135	-1	no.	2	-	3	-	-	-	-	10	15
PhARIA 6	GP_PBS01A136	-1	no.	2	-	40	28	6	2	-	67	145
Rural (Pharia 2-6)	GP_PBS01A14	-1	no.	4	-	45	29	7	2	-	77	164

Footnotes

People per approved PBS provider (including pharmacies, GPs and Aboriginal Medical Services)

			Unit	NSW	Vic	Qld	WA	SA	Tas	ACT	NT	Aust
PhARIA 1 (Urban)	GP_PBS01A15	-1	no.	4 026	4 454	4 212	4 103	3 822	3 428	5 086	4 780	4 167
PhARIA 2	GP_PBS01A152	-1	no.	4 621	4 079	4 365	5 297	4 544	2 865	-	3 749	4 263
PhARIA 3	GP_PBS01A153	-1	no.	3 376	3 929	3 621	3 661	3 470	3 954	-	3 528	3 624
PhARIA 4	GP_PBS01A154	-1	no.	4 143	3 340	3 574	2 560	2 439	6 303	-	-	3 509
PhARIA 5	GP_PBS01A155	-1	no.	2 639	2 222	3 330	2 064	2 417	1 579	-	2 413	2 532
PhARIA 6	GP_PBS01A156	-1	no.	1 381	1 312	1 083	2 014	1 419	738	-	737	1 285
Rural (Pharia 2-6)	GP_PBS01A16	-1	no.	3 559	3 695	3 010	2 610	2 890	2 940	..	1 463	3 058
All PhARIA areas	GP_PBS01A17	-1	no.	3 965	4 400	4 009	3 784	3 631	3 263	5 086	2 036	3 988

Footnotes

Please update footnotes as appropriate

- a Geolocation based on the Pharmacy Access/Remoteness Index of Australia (PhARIA). Urban = PhARIA 1. Rural = PhARIA 2-6. The ACT has no rural PhARIA areas.
- b The number of approved hospitals is reported by private/public status. approved public hospitals provide PBS medicines to patients on discharge and outpatients, as well as PBS chemotherapy medicate for day-admitted and non-admitted patients. approved private hospitals provide PBS medicines to all hospital patients.
- c Christmas Island and Cocos (Keeling) Islands are reported in WA and Norfolk Island and Jervis Bay are reported in NSW (external territories of Australia).

Released under the Freedom of Information Act 1982 by the Department of Health, Disability and Ageing

d	As a result of the update of the PhARIA classifications, 118 pharmacies were reclassified from rural to urban in 2013. As a result of the update of the PhARIA classifications, 75 pharmacies were reclassified from rural to urban in 2019.
e	The one (1) approved public hospital in NSW, is a hospital campus of a Victorian hospital participating in the Pharmaceutical Reforms.

Note: Urban = PhARIA 1. rural = PhARIA 2-6. ACT has no rural PhARIA areas.

Released under the Freedom of Information Act 1982 by the Department of Health, Disability and Ageing

Review of Government Service Provision

NSW Vic Qld WA SA Tas ACT NT Aust

GP_PBS01 Pharmacies and approved PBS providers, by geographic location, at 30 June

		2020										
Year	Unit	NSW	Vic	Qld	WA	SA	Tas	ACT	NT	Aust		
Number of pharmacies												
PhARIA 1 (Urban)	GP_PBS01A01	0	no.	1 640	1 206	973	528	369	102	80	26	4 924
PhARIA 2	GP_PBS01A22	0	no.	61	59	27	9	12	9	-	4	181
PhARIA 3	GP_PBS01A23	0	no.	101	84	76	15	30	23	-	6	335
PhARIA 4	GP_PBS01A24	0	no.	52	26	19	20	26	6	-	-	149
PhARIA 5	GP_PBS01A25	0	no.	30	13	44	29	14	13	-	2	145
PhARIA 6	GP_PBS01A26	0	no.	11	1	28	35	9	2	-	2	88
Rural (Pharia 2-6)	GP_PBS01A02	0	no.	255	183	194	108	91	53	-	14	898
People per pharmacy												
PhARIA 1 (Urban)	GP_PBS01A03	0	no.	3 979	4 364	4 104	4 047	3 797	3 490	4 959	4 611	4 101
PhARIA 2	GP_PBS01A32	0	no.	4 496	3 491	4 715	5 138	3 197	3 842	-	3 073	4 085
PhARIA 3	GP_PBS01A33	0	no.	3 487	3 804	3 429	3 547	3 508	2 860	-	4 505	3 533
PhARIA 4	GP_PBS01A34	0	no.	3 902	3 537	4 487	2 167	2 716	4 127	-	-	3 503
PhARIA 5	GP_PBS01A35	0	no.	3 081	2 888	3 473	2 263	2 530	1 860	-	6 716	2 907
PhARIA 6	GP_PBS01A36	0	no.	1 752	236	2 544	3 499	2 539	1 845	-	25 177	3 344
Rural (Pharia 2-6)	GP_PBS01A04	0	no.	3 691	3 581	3 594	3 064	2 994	2 887	-	7 583	3 520
Number of PBS approved GPs												
PhARIA 1 (Urban)	GP_PBS01A05	0	no.	-	-	-	-	-	-	-	-	-
PhARIA 2	GP_PBS01A52	0	no.	-	-	-	-	-	-	-	-	-
PhARIA 3	GP_PBS01A53	0	no.	-	-	-	-	-	-	-	-	-
PhARIA 4	GP_PBS01A54	0	no.	-	-	-	-	-	-	-	-	-
PhARIA 5	GP_PBS01A55	0	no.	1	1	-	2	-	1	-	-	5
PhARIA 6	GP_PBS01A56	0	no.	2	-	-	1	1	1	-	-	5
Rural (Pharia 2-6)	GP_PBS01A06	0	no.	3	1	-	3	1	2	-	-	10
Number of approved public hospitals												
	Unit	NSW	Vic	Qld	WA	SA	Tas	ACT	NT	Aust		

Footnotes

Footnotes

Footnotes

Footnotes

Released under the Freedom of Information Act 1982 by the Department of Health, Disability and Ageing

PhARIA 1 (Urban)	GP_PBS01A09	0	no.	-	56	29	14	10	4	-	2	115
PhARIA 2	GP_PBS01A92	0	no.	-	7	3	1	2	-	-	-	13
PhARIA 3	GP_PBS01A93	0	no.	-	5	8	-	2	-	-	1	16
PhARIA 4	GP_PBS01A94	0	no.	-	2	1	1	1	-	-	-	5
PhARIA 5	GP_PBS01A95	0	no.	-	-	4	1	-	-	-	-	6
PhARIA 6	GP_PBS01A96	0	no.	-	-	6	2	-	-	-	2	10
Rural (Pharia 2-6)	GP_PBS01A10	0	no.	-	14	22	5	5	-	-	4	50

Number of PBS approved private hospitals


			Unit	NSW	Vic	Qld	WA	SA	Tas	ACT	NT	Aust
PhARIA 1 (Urban)	GP_PBS01A11	0	no.	46	36	38	6	11	5	5	1	148
PhARIA 2	GP_PBS01A112	0	no.	-	-	-	-	-	-	-	-	-
PhARIA 3	GP_PBS01A113	0	no.	-	1	-	-	-	-	-	-	1
PhARIA 4	GP_PBS01A114	0	no.	-	-	-	-	-	-	-	-	-
PhARIA 5	GP_PBS01A115	0	no.	-	-	-	-	-	-	-	-	-
PhARIA 6	GP_PBS01A116	0	no.	-	-	-	-	-	-	-	-	-
Rural (Pharia 2-6)	GP_PBS01A12	0	no.	-	1	-	-	-	-	-	-	1

Number of Aboriginal Medical Services operating under Section 100 of the Act (revised to include all PhARIA categories)


			Unit	NSW	Vic	Qld	WA	SA	Tas	ACT	NT	Aust
PhARIA 1 (Urban)	GP_PBS01A13	0	no.	-	-	-	1	-	-	-	-	1
PhARIA 2	GP_PBS01A132	0	no.	1	-	1	2	1	-	-	-	5
PhARIA 3	GP_PBS01A133	0	no.	-	-	1	-	-	-	-	5	6
PhARIA 4	GP_PBS01A134	0	no.	-	-	-	-	-	-	-	-	-
PhARIA 5	GP_PBS01A135	0	no.	2	-	3	1	-	-	-	5	11
PhARIA 6	GP_PBS01A136	0	no.	2	-	40	26	6	2	-	67	143
Rural (Pharia 2-6)	GP_PBS01A14	0	no.	5	-	45	29	7	2	-	77	165

People per approved PBS provider (including pharmacies, GPs and Aboriginal Medical Services)


			Unit	NSW	Vic	Qld	WA	SA	Tas	ACT	NT	Aust
PhARIA 1 (Urban)	GP_PBS01A15	0	no.	3 979	4 364	4 104	4 039	3 797	3 490	4 959	4 611	4 100
PhARIA 2	GP_PBS01A152	0	no.	4 424	3 491	4 547	4 204	2 951	3 842	-	3 073	3 975
PhARIA 3	GP_PBS01A153	0	no.	3 487	3 804	3 385	3 547	3 508	2 860	-	2 457	3 471
PhARIA 4	GP_PBS01A154	0	no.	3 902	3 537	4 487	2 167	2 716	4 127	-	-	3 503
PhARIA 5	GP_PBS01A155	0	no.	2 801	2 682	3 252	2 051	2 530	1 727	-	1 919	2 618
PhARIA 6	GP_PBS01A156	0	no.	1 285	236	1 047	1 975	1 428	738	-	730	1 247
Rural (Pharia 2-6)	GP_PBS01A16	0	no.	3 578	3 561	2 917	2 363	2 752	2 684	-	1 167	2 946
All PhARIA areas	GP_PBS01A17	0	no.	3 923	4 257	3 870	3 688	3 576	3 201	4 959	1 932	3 893




Footnotes



Footnotes



Footnotes



Released under the Freedom of Information Act 1982 by the Department of Health, Disability and Ageing

Number of pharmacies

PhARIA 1 (Urban)	GP_PBS01A01	-1
PhARIA 2	GP_PBS01A22	-1
PhARIA 3	GP_PBS01A23	-1
PhARIA 4	GP_PBS01A24	-1
PhARIA 5	GP_PBS01A25	-1
PhARIA 6	GP_PBS01A26	-1
Rural (Pharia 2-6)	GP_PBS01A02	-1

2019										
Unit	NSW	Vic	Q/d	WA	SA	Tas	ACT	NT	Aust	
no.	1 636	1 191	958	520	368	102	78	26	4 879	
no.	56	52	28	9	12	9	-	4	170	
no.	107	87	74	14	30	20	-	1	333	
no.	47	25	19	20	26	8	-	-	145	
no.	29	13	44	25	14	12	-	7	144	
no.	11	1	28	38	9	2	-	2	91	
no.	250	178	193	106	91	51	-	14	883	

People per pharmacy

PhARIA 1 (Urban)	GP_PBS01A03	-1
PhARIA 2	GP_PBS01A32	-1
PhARIA 3	GP_PBS01A33	-1
PhARIA 4	GP_PBS01A34	-1
PhARIA 5	GP_PBS01A35	-1
PhARIA 6	GP_PBS01A36	-1
Rural (Pharia 2-6)	GP_PBS01A04	-1

Unit	NSW	Vic	Q/d	WA	SA	Tas	ACT	NT	Aust
no.	3 986	4 418	4 167	4 108	3 809	3 492	5 086	4 588	4 137
no.	4 972	3 775	4 607	5 194	3 201	3 942	-	3 266	4 340
no.	3 406	3 931	3 526	3 774	3 489	3 089	-	1 462	3 566
no.	3 985	3 294	4 436	2 187	2 735	3 534	-	-	3 448
no.	3 284	2 720	3 475	2 056	2 499	2 018	-	5 536	3 006
no.	1 760	236	2 544	3 588	2 537	1 834	-	25 303	3 389
no.	3 779	3 687	3 618	3 123	2 989	2 996	-	7 626	3 586

Number of PBS approved GPs

PhARIA 1 (Urban)	GP_PBS01A05	-1
PhARIA 2	GP_PBS01A52	-1
PhARIA 3	GP_PBS01A53	-1
PhARIA 4	GP_PBS01A54	-1
PhARIA 5	GP_PBS01A55	-1
PhARIA 6	GP_PBS01A56	-1
Rural (Pharia 2-6)	GP_PBS01A06	-1

Unit	NSW	Vic	Q/d	WA	SA	Tas	ACT	NT	Aust
no.	-	-	-	-	-	-	-	-	-
no.	-	-	-	-	-	-	-	-	-
no.	-	-	-	-	-	-	-	-	-
no.	-	-	-	-	-	-	-	-	-
no.	1	1	-	2	-	1	-	-	5
no.	1	-	-	1	1	1	-	-	4
no.	2	1	-	3	1	2	-	-	9

Number of approved public hospitals

PhARIA 1 (Urban)	GP_PBS01A09	-1
PhARIA 2	GP_PBS01A92	-1
PhARIA 3	GP_PBS01A93	-1
PhARIA 4	GP_PBS01A94	-1
PhARIA 5	GP_PBS01A95	-1
PhARIA 6	GP_PBS01A96	-1
Rural (Pharia 2-6)	GP_PBS01A10	-1

Unit	NSW	Vic	Q/d	WA	SA	Tas	ACT	NT	Aust
no.	-	55	29	14	10	4	-	2	114
no.	-	6	3	1	2	-	-	-	12
no.	-	7	8	-	2	-	-	-	17
no.	-	1	1	1	1	-	-	-	4
no.	-	-	4	-	-	-	-	2	6
no.	-	-	6	3	-	-	-	2	11
no.	-	14	22	5	5	-	-	4	50

Footnotes

--

Footnotes

--

Footnotes

--

Footnotes

--

Released under the Freedom of Information Act 1982 by the Department of Health, Disability and Ageing

Number of PBS approved private hospitals

			Unit	NSW	Vic	Qld	WA	SA	Tas	ACT	NT	Aust
PhARIA 1 (Urban)	GP_PBS01A11	-1	no.	40	34	36	5	10	4	5	1	135
PhARIA 2	GP_PBS01A112	-1	no.	-	-	-	-	-	-	-	-	-
PhARIA 3	GP_PBS01A113	-1	no.	-	1	-	-	-	-	-	-	1
PhARIA 4	GP_PBS01A114	-1	no.	-	-	-	-	-	-	-	-	-
PhARIA 5	GP_PBS01A115	-1	no.	-	-	-	-	-	-	-	-	-
PhARIA 6	GP_PBS01A116	-1	no.	-	-	-	-	-	-	-	-	-
Rural (Pharia 2-6)	GP_PBS01A12	-1	no.	-	1	-	-	-	-	-	-	1

Footnotes

Number of Aboriginal Medical Services operating under Section 100 of the Act (revised to include all PhARIA categories)

			Unit	NSW	Vic	Qld	WA	SA	Tas	ACT	NT	Aust
PhARIA 1 (Urban)	GP_PBS01A13	-1	no.	-	-	-	1	-	-	-	-	1
PhARIA 2	GP_PBS01A132	-1	no.	1	-	1	2	1	-	-	-	5
PhARIA 3	GP_PBS01A133	-1	no.	-	-	1	-	-	-	-	-	1
PhARIA 4	GP_PBS01A134	-1	no.	-	-	-	-	-	-	-	-	-
PhARIA 5	GP_PBS01A135	-1	no.	2	-	3	-	-	-	-	10	15
PhARIA 6	GP_PBS01A136	-1	no.	2	-	40	27	6	2	-	67	144
Rural (Pharia 2-6)	GP_PBS01A14	-1	no.	5	-	45	29	7	2	-	77	165

Footnotes

People per approved PBS provider (including pharmacies, GPs and Aboriginal Medical Services)

			Unit	NSW	Vic	Qld	WA	SA	Tas	ACT	NT	Aust
PhARIA 1 (Urban)	GP_PBS01A15	-1	no.	3 986	4 418	4 167	4 101	3 809	3 492	5 086	4 588	4 136
PhARIA 2	GP_PBS01A152	-1	no.	4 885	3 775	4 448	4 250	2 955	3 942	-	3 266	4 216
PhARIA 3	GP_PBS01A153	-1	no.	3 406	3 931	3 479	3 774	3 489	3 089	-	1 462	3 556
PhARIA 4	GP_PBS01A154	-1	no.	3 985	3 294	4 436	2 187	2 735	3 534	-	-	3 448
PhARIA 5	GP_PBS01A155	-1	no.	2 977	2 526	3 254	1 903	2 499	1 862	-	2 280	2 639
PhARIA 6	GP_PBS01A156	-1	no.	1 383	236	1 047	2 164	1 427	773	-	733	1 307
Rural (Pharia 2-6)	GP_PBS01A16	-1	no.	3 676	3 666	2 934	2 399	2 748	2 778	-	1 173	2 996
All PhARIA areas	GP_PBS01A17	-1	no.	3 944	4 320	3 922	3 744	3 584	3 242	5 086	1 932	3 933

Footnotes

Please update footnotes as appropriate

- a Geolocation based on the Pharmacy Access/Remoteness Index of Australia (PhARIA). Urban = PhARIA 1. Rural = PhARIA 2-6. The ACT has no rural PhARIA areas.
- b The number of approved hospitals is reported by private/public status. approved public hospitals provide PBS medicines to patients on discharge and outpatients, as well as PBS chemotherapy medicate for day-admitted and non-admitted patients. approved private hospitals provide PBS medicines to all hospital patients.
- c Christmas Island and Cocos (Keeling) Islands are reported in WA and Norfolk Island and Jervis Bay are reported in NSW (external territories of Australia).

Released under the Freedom of Information Act 1982 by the Department of Health, Disability and Ageing

d	As a result of the update of the PhARIA classifications, 118 pharmacies were reclassified from rural to urban in 2013.
e	The one (1) approved public hospital in NSW, is a hospital campus of a Victorian hospital participating in the Pharmaceutical Reforms.

Note: Urban = PhARIA 1. rural = PhARIA 2-6. ACT has no rural PhARIA areas.

Released under the Freedom of Information Act 1982 by the Department of Health, Disability and Ageing

Review of Government Service Provision (Primary and community health Data)

Please revise historical data where required.

IF AMENDING PAST YEAR DATA, HIGHLIGHT BY USING A DIFFERENT CELL COLOUR AND FOOTNOTE THAT DATA HAS BEEN UPDATED

TBP = To Be Provided
Data not available = na
Data item not applicable = ..
Data item equal or rounded to zero = 0

Cat_Code	Description	Unit	NSW	Vic	Qld	WA	SA	Tas	ACT	NT	Aust	Notes
Approved providers of PBS medicines by PhARIA area, at 30 June 2021												
People per approved PBS provider												
GP_PBS01A15	PhARIA 1	no.	3 950	4 328	4 045	4 009	3 818	3 490	4 959	4 611	4 068	Includes Pharmacies, GPs and Aboriginal Health Services
GP_PBS01A152	PhARIA 2	no.	4 286	3 443	4 547	4 204	2 951	4 323	..	3 073	3 993	
GP_PBS01A153	PhARIA 3	no.	3 453	3 673	3 385	3 547	3 508	2 741	..	2 457	3 421	
GP_PBS01A154	PhARIA 4	no.	3 829	3 537	4 059	2 167	2 716	4 127	3 433	
GP_PBS01A155	PhARIA 5	no.	2 801	2 682	3 057	2 051	2 361	1 727	..	1 919	2 554	
GP_PBS01A156	PhARIA 6	no.	1 483	236	1 063	2 041	1 428	738	..	740	1 279	
GP_PBS01A16	PhARIA 2 to 6	no.	3 551	3 485	2 869	2 398	2 725	2 684	..	1 180	2 924	
GP_PBS01A17	All areas	no.	3 895	4 215	3 813	3 667	3 584	3 201	4 959	1 949	3 864	
People per pharmacy												
GP_PBS01A03	PhARIA 1	no.	3 950	4 328	4 045	4 016	3 818	3 490	4 959	4 611	4 069	
GP_PBS01A32	PhARIA 2	no.	4 354	3 433	4 715	5 138	3 197	4 323	..	3 073	4 041	
GP_PBS01A33	PhARIA 3	no.	3 453	3 673	3 429	3 547	3 508	2 741	..	4 505	3 481	
GP_PBS01A34	PhARIA 4	no.	3 829	3 537	4 059	2 167	2 716	4 127	3 433	
GP_PBS01A35	PhARIA 5	no.	2 889	2 888	3 252	2 344	2 361	1 860	..	6 716	2 810	
GP_PBS01A36	PhARIA 6	no.	1 928	236	2 456	3 499	2 539	1 845	..	25 177	3 344	
GP_PBS01A04	PhARIA 2 to 6	no.	3 620	3 504	3 486	3 092	2 962	2 887	..	7 583	3 462	
Number of pharmacies												
GP_PBS01A01	PhARIA 1	no.	1 652	1 216	987	532	367	102	80	26	4 962	
GP_PBS01A22	PhARIA 2	no.	63	60	27	9	12	8	..	4	183	
GP_PBS01A23	PhARIA 3	no.	102	87	76	15	30	24	..	6	340	
GP_PBS01A24	PhARIA 4	no.	53	26	21	20	26	6	152	
GP_PBS01A25	PhARIA 5	no.	32	13	47	28	15	13	..	2	150	
GP_PBS01A26	PhARIA 6	no.	10	1	29	35	9	2	..	2	88	
GP_PBS01A02	PhARIA 2 to 6	no.	260	187	200	107	92	53	0	14	913	
Number of approved GPs												
GP_PBS01A05	PhARIA 1	no.	
GP_PBS01A52	PhARIA 2	no.	
GP_PBS01A53	PhARIA 3	no.	
GP_PBS01A54	PhARIA 4	no.	
GP_PBS01A55	PhARIA 5	no.	..	1	..	3	..	1	5	
GP_PBS01A56	PhARIA 6	no.	1	1	1	1	4	
GP_PBS01A06	PhARIA 2 to 6	no.	1	1	..	4	1	2	9	
Number of approved public hospitals												
GP_PBS01A09	PhARIA 1	no.	..	56	30	14	10	4	..	2	116	
GP_PBS01A92	PhARIA 2	no.	..	7	3	2	2	14	

Review of Government Service Provision (Primary and community health Data)

Please revise historical data where required.

IF AMENDING PAST YEAR DATA, HIGHLIGHT BY USING A DIFFERENT CELL COLOUR AND FOOTNOTE THAT DATA HAS BEEN UPDATED

TBP = To Be Provided
Data not available = na
Data item not applicable = ..
Data item equal or rounded to zero = 0

Cat_Code	Description	Unit	NSW	Vic	Qld	WA	SA	Tas	ACT	NT	Aust	Notes
GP_PBS01A93	PhARIA 3	no.	..	5	8	..	2	1	16	
GP_PBS01A94	PhARIA 4	no.	..	2	1	1	1	5	
GP_PBS01A95	PhARIA 5	no.	4	1	1	6	
GP_PBS01A96	PhARIA 6	no.	6	3	2	11	
GP_PBS01A10	PhARIA 2 to 6	no.	..	14	22	7	5	4	52	
Number of approved private hospitals												
GP_PBS01A11	PhARIA 1	no.	48	37	39	6	11	5	5	1	152	
GP_PBS01A112	PhARIA 2	no.	
GP_PBS01A113	PhARIA 3	no.	..	1	1	
GP_PBS01A114	PhARIA 4	no.	
GP_PBS01A115	PhARIA 5	no.	
GP_PBS01A116	PhARIA 6	no.	
GP_PBS01A12	PhARIA 2 to 6	no.	..	1	1	
Number of Aboriginal Health Services operating under Section 100 of the Act												
GP_PBS01A13	PhARIA 1	no.	1	1	
GP_PBS01A132	PhARIA 2	no.	1	..	1	2	5	
GP_PBS01A133	PhARIA 3	no.	1	5	6	
GP_PBS01A134	PhARIA 4	no.	
GP_PBS01A135	PhARIA 5	no.	1	..	3	1	5	10	
GP_PBS01A136	PhARIA 6	no.	2	..	38	24	6	2	..	66	138	
GP_PBS01A14	PhARIA 2 to 6	no.	4	..	43	27	7	2	..	76	159	

Review of Government Service Provision (Primary and community health Data)

TBP = To Be Provided
Data not available = na
Data item not applicable = ..
Data item equal or rounded to zero = 0

Please revise historical data where required.

IF AMENDING PAST YEAR DATA, HIGHLIGHT BY USING A DIFFERENT CELL COLOUR AND FOOTNOTE THAT DATA HAS BEEN UPDATED

Cat_Code	Description	Unit	NSW	Vic	Qld	WA	SA	Tas	ACT	NT	Aust	Notes
Approved suppliers of PBS medicines by Modified Monash Model (MMM) area, at 30 June												
Number of pharmacies												
2022												
GP_PBS_NoPhar_MMM1	MMM 1	no.	1 373	1 053	719	484	320	0	80	0	4 029	
GP_PBS_NoPhar_MMM2	MMM 2	no.	42	86	235	27	8	94	0	33	525	
GP_PBS_NoPhar_MMM3	MMM 3	no.	203	75	33	33	36	22	0	0	402	
GP_PBS_NoPhar_MMM4	MMM 4	no.	116	67	61	7	16	0	0	0	267	
GP_PBS_NoPhar_MMM5	MMM 5	no.	164	124	97	49	61	31	0	0	526	
GP_PBS_NoPhar_MMM6	MMM 6	no.	12	3	22	28	16	7	0	7	95	
GP_PBS_NoPhar_MMM7	MMM 7	no.	5	0	24	19	6	1	0	2	57	
GP_PBS_NoPhar_MMM2_7	MMM 2 to 7	no.	542	355	472	163	143	155	0	42	1 872	
2021												
GP_PBS_NoPhar_MMM1	MMM 1	no.	1 371	1 050	716	476	317	0	80	0	4 010	
GP_PBS_NoPhar_MMM2_7	MMM 2 to 7	no.	541	353	471	163	142	155	0	40	1 865	
2020												
GP_PBS_NoPhar_MMM1	MMM 1	no.	1 363	1 038	702	473	319	0	80	0	3 975	
GP_PBS_NoPhar_MMM2_7	MMM 2 to 7	no.	532	351	465	163	141	155	0	40	1 847	
2019												
GP_PBS_NoPhar_MMM1	MMM 1	no.	1 361	1 026	694	465	318	0	78	0	3 942	
GP_PBS_NoPhar_MMM2_7	MMM 2 to 7	no.	524	344	457	161	141	153	0	40	1 820	
2018												
GP_PBS_NoPhar_MMM1	MMM 1	no.	1 355	1 018	684	464	312	0	78	0	3 911	
GP_PBS_NoPhar_MMM2_7	MMM 2 to 7	no.	522	343	454	159	142	153	0	39	1 812	
2017												
GP_PBS_NoPhar_MMM1	MMM 1	no.	1 343	1 008	683	452	311	1	75	0	3 873	
GP_PBS_NoPhar_MMM2_7	MMM 2 to 7	no.	521	338	447	159	143	148	0	36	1 792	

Released under the Freedom of Information Act 1982 by the Department of Health, Disability and Ageing

Review of Government Service Provision (Primary and community health Data)

TBP = To Be Provided
Data not available = na
Data item not applicable = ..
Data item equal or rounded to zero = 0

Please revise historical data where required.

IF AMENDING PAST YEAR DATA, HIGHLIGHT BY USING A DIFFERENT CELL COLOUR AND FOOTNOTE THAT DATA HAS BEEN UPDATED

Cat_Code	Description	Unit	NSW	Vic	Qld	WA	SA	Tas	ACT	NT	Aust	Notes
Approved suppliers of PBS medicines by Modified Monash Model (MMM) area, at 30 June												
Number of pharmacies												
2023												
GP_PBS_NoPhar_MMM1	MMM 1	no.	1 372	1 059	728	490	321	..	80	..	4 050	
GP_PBS_NoPhar_MMM2	MMM 2	no.	42	88	240	27	9	97	0	33	536	
GP_PBS_NoPhar_MMM3	MMM 3	no.	204	75	33	33	37	22	404	
GP_PBS_NoPhar_MMM4	MMM 4	no.	116	66	61	7	16	266	
GP_PBS_NoPhar_MMM5	MMM 5	no.	165	124	96	48	63	31	0	0	527	
GP_PBS_NoPhar_MMM6	MMM 6	no.	12	3	21	28	17	7	..	7	95	
GP_PBS_NoPhar_MMM7	MMM 7	no.	5	..	24	19	6	1	..	2	57	
GP_PBS_NoPhar_MMM2_7	MMM 2 to 7	no.	544	356	475	162	148	158	0	42	1 885	
2022												
GP_PBS_NoPhar_MMM1	MMM 1	no.	1 373	1 053	719	484	320	..	80	..	4 029	
GP_PBS_NoPhar_MMM2	MMM 2	no.	42	86	235	27	8	94	0	33	525	
GP_PBS_NoPhar_MMM3	MMM 3	no.	203	75	33	33	36	22	402	
GP_PBS_NoPhar_MMM4	MMM 4	no.	116	67	61	7	16	0	267	
GP_PBS_NoPhar_MMM5	MMM 5	no.	164	124	97	49	61	31	0	0	526	
GP_PBS_NoPhar_MMM6	MMM 6	no.	12	3	22	28	16	7	..	7	95	
GP_PBS_NoPhar_MMM7	MMM 7	no.	5	..	24	19	6	1	..	2	57	
GP_PBS_NoPhar_MMM2_7	MMM 2 to 7	no.	542	355	472	163	143	155	0	42	1 872	
2021												
GP_PBS_NoPhar_MMM1	MMM 1	no.	1 371	1 050	716	476	317	..	80	..	4 010	
GP_PBS_NoPhar_MMM2_7	MMM 2 to 7	no.	541	353	471	163	142	155	0	40	1 865	
2020												
GP_PBS_NoPhar_MMM1	MMM 1	no.	1 363	1 038	702	473	319	..	80	..	3 975	
GP_PBS_NoPhar_MMM2_7	MMM 2 to 7	no.	532	351	465	163	141	155	0	40	1 847	
2019												
GP_PBS_NoPhar_MMM1	MMM 1	no.	1 361	1 026	694	465	318	..	78	..	3 942	
GP_PBS_NoPhar_MMM2_7	MMM 2 to 7	no.	524	344	457	161	141	153	0	40	1 820	
2018												
GP_PBS_NoPhar_MMM1	MMM 1	no.	1 355	1 018	684	464	312	..	78	..	3 911	
GP_PBS_NoPhar_MMM2_7	MMM 2 to 7	no.	522	343	454	159	142	153	0	39	1 812	
2017												
GP_PBS_NoPhar_MMM1	MMM 1	no.	1 343	1 008	683	452	311	1	75	..	3 873	
GP_PBS_NoPhar_MMM2_7	MMM 2 to 7	no.	521	338	447	159	143	148	0	36	1 792	

Released under the Freedom of Information Act 1982 by the Department of Health, Disability and Ageing

Review of Government Service Provision (Primary and community health Data)

Please revise historical data where required.

IF AMENDING PAST YEAR DATA, HIGHLIGHT BY USING A DIFFERENT CELL COLOUR AND FOOTNOTE THAT DATA HAS BEEN UPDATED

TBP = To Be Provided
Data not available = na
Data item not applicable = ..
Data item equal or rounded to zero = 0

Cat_Code	Description	Unit	NSW	Vic	Qld	WA	SA	Tas	ACT	NT	Aust	Notes
Approved suppliers of PBS medicines by Modified Monash Model (MMM) area, at 30 June												
Number of pharmacies												
2024												
GP_PBS_NoPhar_MMM1	MMM 1	no.	1,375	1,067	742	496	324	..	80	..	4,084	
GP_PBS_NoPhar_MMM2	MMM 2	no.	41	89	241	28	9	97	0	34	539	
GP_PBS_NoPhar_MMM3	MMM 3	no.	206	76	34	34	37	22	409	
GP_PBS_NoPhar_MMM4	MMM 4	no.	114	65	61	7	16	0	263	
GP_PBS_NoPhar_MMM5	MMM 5	no.	164	125	99	49	62	31	0	0	530	
GP_PBS_NoPhar_MMM6	MMM 6	no.	12	3	21	27	17	7	..	7	94	
GP_PBS_NoPhar_MMM7	MMM 7	no.	5	..	24	19	6	2	..	2	58	
GP_PBS_NoPhar_MMM2_7	MMM 2 to 7	no.	542	358	480	164	147	159	0	43	1,893	
2023												
GP_PBS_NoPhar_MMM1	MMM 1	no.	1,373	1,060	728	490	321	..	80	..	4,052	Source data has been regeocoded based on GNAF and revised accordingly
GP_PBS_NoPhar_MMM2	MMM 2	no.	41	87	240	27	9	97	0	33	534	Green highlighted values have increased following regeocoding
GP_PBS_NoPhar_MMM3	MMM 3	no.	205	75	33	33	37	22	405	Red highlighted values have decreased following regeocoding
GP_PBS_NoPhar_MMM4	MMM 4	no.	116	66	61	7	16	0	266	Orange highlighted values were previously incorrectly classified as not applicable
GP_PBS_NoPhar_MMM5	MMM 5	no.	164	124	96	48	63	31	0	0	526	
GP_PBS_NoPhar_MMM6	MMM 6	no.	12	3	21	28	17	7	..	7	95	
GP_PBS_NoPhar_MMM7	MMM 7	no.	5	..	24	19	6	1	..	2	57	
GP_PBS_NoPhar_MMM2_7	MMM 2 to 7	no.	543	355	475	162	148	158	0	42	1,883	
2022												
GP_PBS_NoPhar_MMM1	MMM 1	no.	1,374	1,054	719	484	319	..	80	..	4,030	Source data has been regeocoded based on GNAF and revised accordingly
GP_PBS_NoPhar_MMM2	MMM 2	no.	41	85	236	27	9	94	0	33	525	
GP_PBS_NoPhar_MMM3	MMM 3	no.	204	75	33	33	36	22	403	
GP_PBS_NoPhar_MMM4	MMM 4	no.	117	66	61	7	16	0	267	
GP_PBS_NoPhar_MMM5	MMM 5	no.	163	124	97	49	61	31	0	0	525	
GP_PBS_NoPhar_MMM6	MMM 6	no.	12	3	21	28	16	7	..	7	94	
GP_PBS_NoPhar_MMM7	MMM 7	no.	5	..	24	19	6	1	..	2	57	
GP_PBS_NoPhar_MMM2_7	MMM 2 to 7	no.	542	353	472	163	144	155	0	42	1,871	
2021												
GP_PBS_NoPhar_MMM1	MMM 1	no.	1,372	1,050	716	476	316	..	80	..	4,010	Source data has been regeocoded based on GNAF and revised accordingly
GP_PBS_NoPhar_MMM2_7	MMM 2 to 7	no.	540	353	471	163	143	155	0	40	1,865	
2020												
GP_PBS_NoPhar_MMM1	MMM 1	no.	1,364	1,038	702	473	318	..	80	..	3,975	Source data has been regeocoded based on GNAF and revised accordingly
GP_PBS_NoPhar_MMM2_7	MMM 2 to 7	no.	531	351	465	163	142	155	0	40	1,847	
2019												
GP_PBS_NoPhar_MMM1	MMM 1	no.	1,361	1,026	694	465	318	..	78	..	3,942	
GP_PBS_NoPhar_MMM2_7	MMM 2 to 7	no.	524	344	457	161	141	153	0	40	1,820	
2018												
GP_PBS_NoPhar_MMM1	MMM 1	no.	1,355	1,018	684	464	312	..	78	..	3,911	
GP_PBS_NoPhar_MMM2_7	MMM 2 to 7	no.	522	343	454	159	142	153	0	39	1,812	
2017												
GP_PBS_NoPhar_MMM1	MMM 1	no.	1,343	1,008	683	452	311	1	75	..	3,873	
GP_PBS_NoPhar_MMM2_7	MMM 2 to 7	no.	521	338	447	159	143	148	0	36	1,792	

Released under the Freedom of Information Act 1982 by the Department of Health, Disability and Ageing

Review of Government Service Provision (Primary and community health Data)

TBP = To Be Provided
Data not available = na
Data item not applicable = ..
Data item equal or rounded to zero = 0

Please revise historical data where required.

IF AMENDING PAST YEAR DATA, HIGHLIGHT BY USING A DIFFERENT CELL COLOUR AND FOOTNOTE THAT DATA HAS BEEN UPDATED

Cat_Code	Description	Unit	NSW	Vic	Qld	WA	SA	Tas	ACT	NT	Aust	Notes
Approved suppliers of PBS medicines by Modified Monash Model (MMM) area, at 30 June												
Number of pharmacies												
2025												
GP_PBS_NoPhar_MMM1	MMM 1	no.	1,377	1,074	750	498	324	..	81	..	4,104	Based on 2023 MMM (released March 2025)
GP_PBS_NoPhar_MMM2	MMM 2	no.	46	90	243	29	9	97	0	32	546	
GP_PBS_NoPhar_MMM3	MMM 3	no.	207	78	34	34	37	23	413	
GP_PBS_NoPhar_MMM4	MMM 4	no.	114	65	58	7	16	0	260	
GP_PBS_NoPhar_MMM5	MMM 5	no.	165	126	102	47	62	32	0	0	534	
GP_PBS_NoPhar_MMM6	MMM 6	no.	11	4	21	29	16	7	..	7	95	
GP_PBS_NoPhar_MMM7	MMM 7	no.	7	..	24	19	7	2	..	2	61	
GP_PBS_NoPhar_MMM2_7	MMM 2 to 7	no.	550	363	482	165	147	161	0	41	1,909	
2024												
GP_PBS_NoPhar_MMM1	MMM 1	no.	1,375	1,067	742	496	324	..	80	..	4,084	Based on 2019 MMM (released June 2019) Details above applicable through to 2020
GP_PBS_NoPhar_MMM2	MMM 2	no.	41	89	241	28	9	97	0	34	539	
GP_PBS_NoPhar_MMM3	MMM 3	no.	206	76	34	34	37	22	409	
GP_PBS_NoPhar_MMM4	MMM 4	no.	114	65	61	7	16	0	263	
GP_PBS_NoPhar_MMM5	MMM 5	no.	164	125	99	49	62	31	0	0	530	
GP_PBS_NoPhar_MMM6	MMM 6	no.	12	3	21	27	17	7	..	7	94	
GP_PBS_NoPhar_MMM7	MMM 7	no.	5	..	24	19	6	2	..	2	58	
GP_PBS_NoPhar_MMM2_7	MMM 2 to 7	no.	542	358	480	164	147	159	0	43	1,893	
2023												
GP_PBS_NoPhar_MMM1	MMM 1	no.	1,373	1,060	728	490	321	..	80	..	4,052	
GP_PBS_NoPhar_MMM2	MMM 2	no.	41	87	240	27	9	97	0	33	534	
GP_PBS_NoPhar_MMM3	MMM 3	no.	205	75	33	33	37	22	405	
GP_PBS_NoPhar_MMM4	MMM 4	no.	116	66	61	7	16	0	266	
GP_PBS_NoPhar_MMM5	MMM 5	no.	164	124	96	48	63	31	0	0	526	
GP_PBS_NoPhar_MMM6	MMM 6	no.	12	3	21	28	17	7	..	7	95	
GP_PBS_NoPhar_MMM7	MMM 7	no.	5	..	24	19	6	1	..	2	57	
GP_PBS_NoPhar_MMM2_7	MMM 2 to 7	no.	543	355	475	162	148	158	0	42	1,883	
2022												
GP_PBS_NoPhar_MMM1	MMM 1	no.	1,374	1,054	719	484	319	..	80	..	4,030	
GP_PBS_NoPhar_MMM2	MMM 2	no.	41	85	236	27	9	94	0	33	525	
GP_PBS_NoPhar_MMM3	MMM 3	no.	204	75	33	33	36	22	403	
GP_PBS_NoPhar_MMM4	MMM 4	no.	117	66	61	7	16	0	267	
GP_PBS_NoPhar_MMM5	MMM 5	no.	163	124	97	49	61	31	0	0	525	
GP_PBS_NoPhar_MMM6	MMM 6	no.	12	3	21	28	16	7	..	7	94	
GP_PBS_NoPhar_MMM7	MMM 7	no.	5	..	24	19	6	1	..	2	57	

Released under the Freedom of Information Act 1982 by the Department of Health, Disability and Ageing

Review of Government Service Provision (Primary and community health Data)

TBP = To Be Provided
Data not available = na
Data item not applicable = ..
Data item equal or rounded to zero = 0

Please revise historical data where required.

IF AMENDING PAST YEAR DATA, HIGHLIGHT BY USING A DIFFERENT CELL COLOUR AND FOOTNOTE THAT DATA HAS BEEN UPDATED

Cat_Code	Description	Unit	NSW	Vic	Qld	WA	SA	Tas	ACT	NT	Aust	Notes
GP_PBS_NoPhar_MMM2_7	MMM 2 to 7	no.	542	353	472	163	144	155	0	42	1,871	
	2021											
GP_PBS_NoPhar_MMM1	MMM 1	no.	1,372	1,050	716	476	316	..	80	..	4,010	
GP_PBS_NoPhar_MMM2_7	MMM 2 to 7	no.	540	353	471	163	143	155	0	40	1,865	
	2020											
GP_PBS_NoPhar_MMM1	MMM 1	no.	1,364	1,038	702	473	318	..	80	..	3,975	
GP_PBS_NoPhar_MMM2_7	MMM 2 to 7	no.	531	351	465	163	142	155	0	40	1,847	
	2019											
GP_PBS_NoPhar_MMM1	MMM 1	no.	1,361	1,026	694	465	318	..	78	..	3,942	
GP_PBS_NoPhar_MMM2_7	MMM 2 to 7	no.	524	344	457	161	141	153	0	40	1,820	
	2018											
GP_PBS_NoPhar_MMM1	MMM 1	no.	1,355	1,018	684	464	312	..	78	..	3,911	
GP_PBS_NoPhar_MMM2_7	MMM 2 to 7	no.	522	343	454	159	142	153	0	39	1,812	
	2017											
GP_PBS_NoPhar_MMM1	MMM 1	no.	1,343	1,008	683	452	311	1	75	..	3,873	
GP_PBS_NoPhar_MMM2_7	MMM 2 to 7	no.	521	338	447	159	143	148	0	36	1,792	

Released under the Freedom of Information Act 1982 by the Department of Health, Disability and Ageing