

Total Medicare Statistics, 2025-26 Jul-Dec YTD

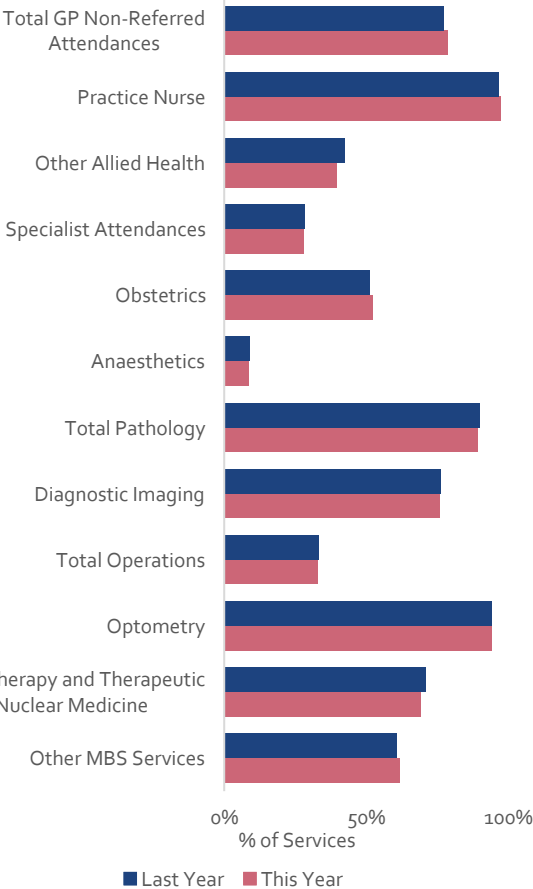
Services	Benefits	Bulk Billed Services	National Bulk Billing Rate	Average Patient Contribution*
240.4m	\$17.4b	180.7m	75.2%	\$84.04
Last Year: 237.8m	Last Year: \$16.4b	Last Year: 178.9m	Last Year: 75.2%	Last Year: \$77.59

*Out of Hospital, Patient Billed Services

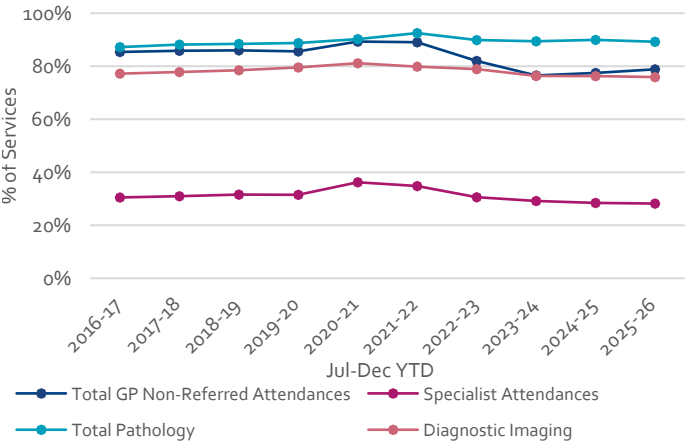
Medicare subsidises the cost of medical services listed in the Medicare Benefits Schedule. In 2025-26 Jul-Dec YTD, total Medicare **services increased from 237.8m to 240.4m**, whilst total **benefits paid increased from \$16.4b to \$17.4b**.

Bulk billed services are provided at no cost to the patient. The bulk billing rate is defined as bulk billed services divided by total services.

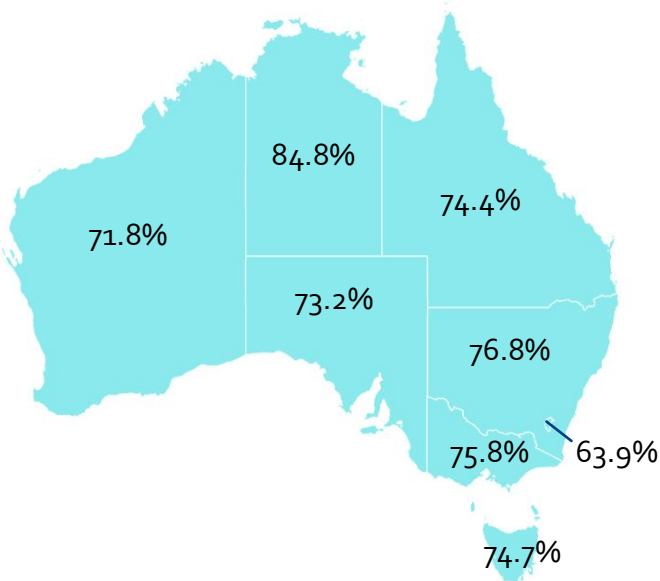
Bulk Billing Rate Change by Broad Type of Service



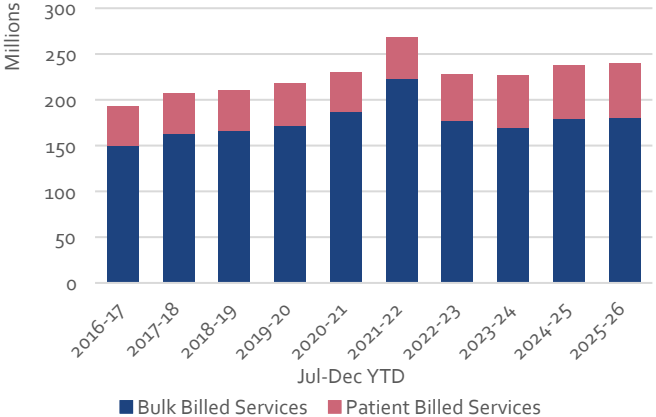
Bulk Billing Rate by Selected Service Types



Bulk Billing Rate



Services by Billing Type



GP Non-Referred Attendances (GP NRA), 2025-26 Jul-Dec YTD

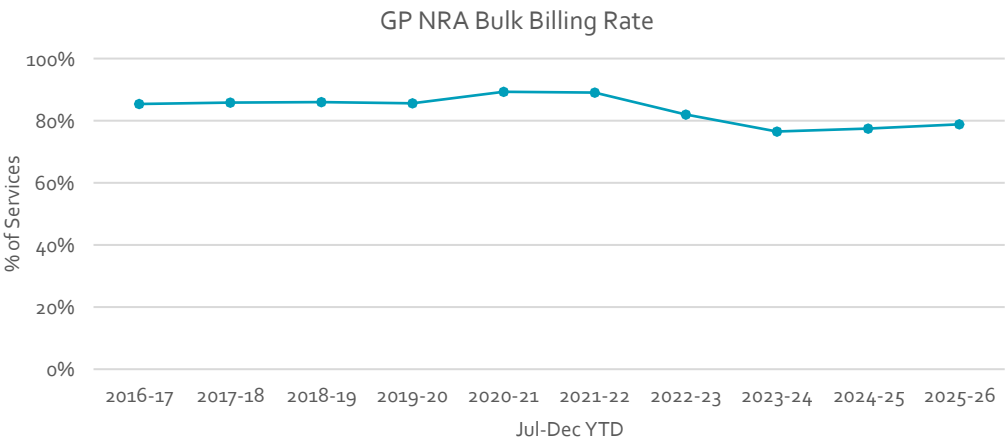
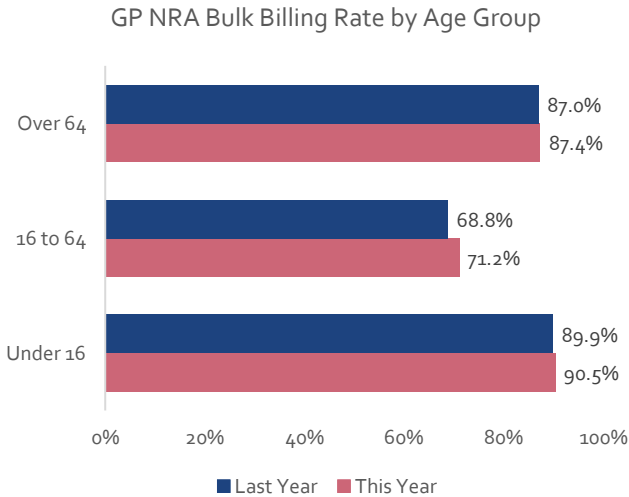
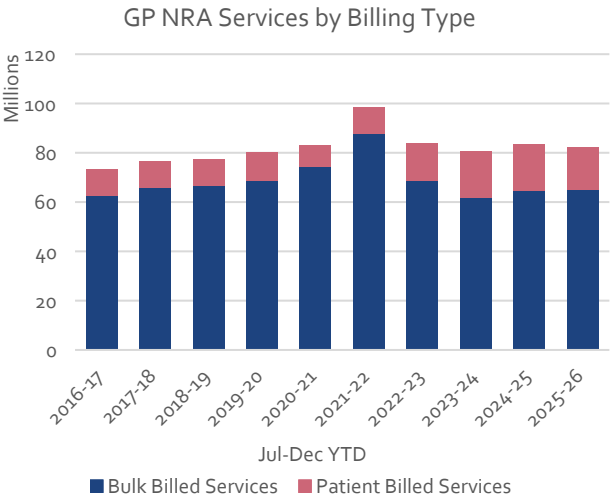
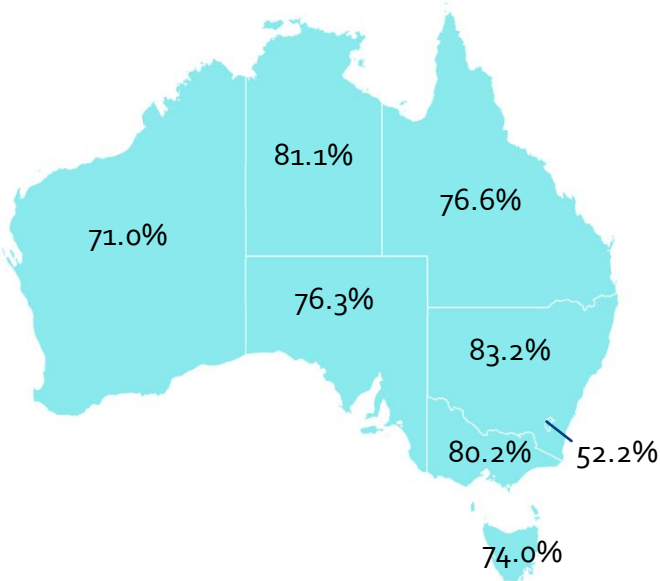


*Out of Hospital, Patient Billed Services

GP NRA services account for 34.2% of Medicare services. In 2025-26 Jul-Dec YTD, there were **82.1m GP NRA services**, down from 83.5m in the same period in the previous year. **GP NRA benefits paid were \$5b**, up from \$4.9b.

Bulk billed services are provided at no cost to the patient. The bulk billing rate is defined as bulk billed services divided by total services.

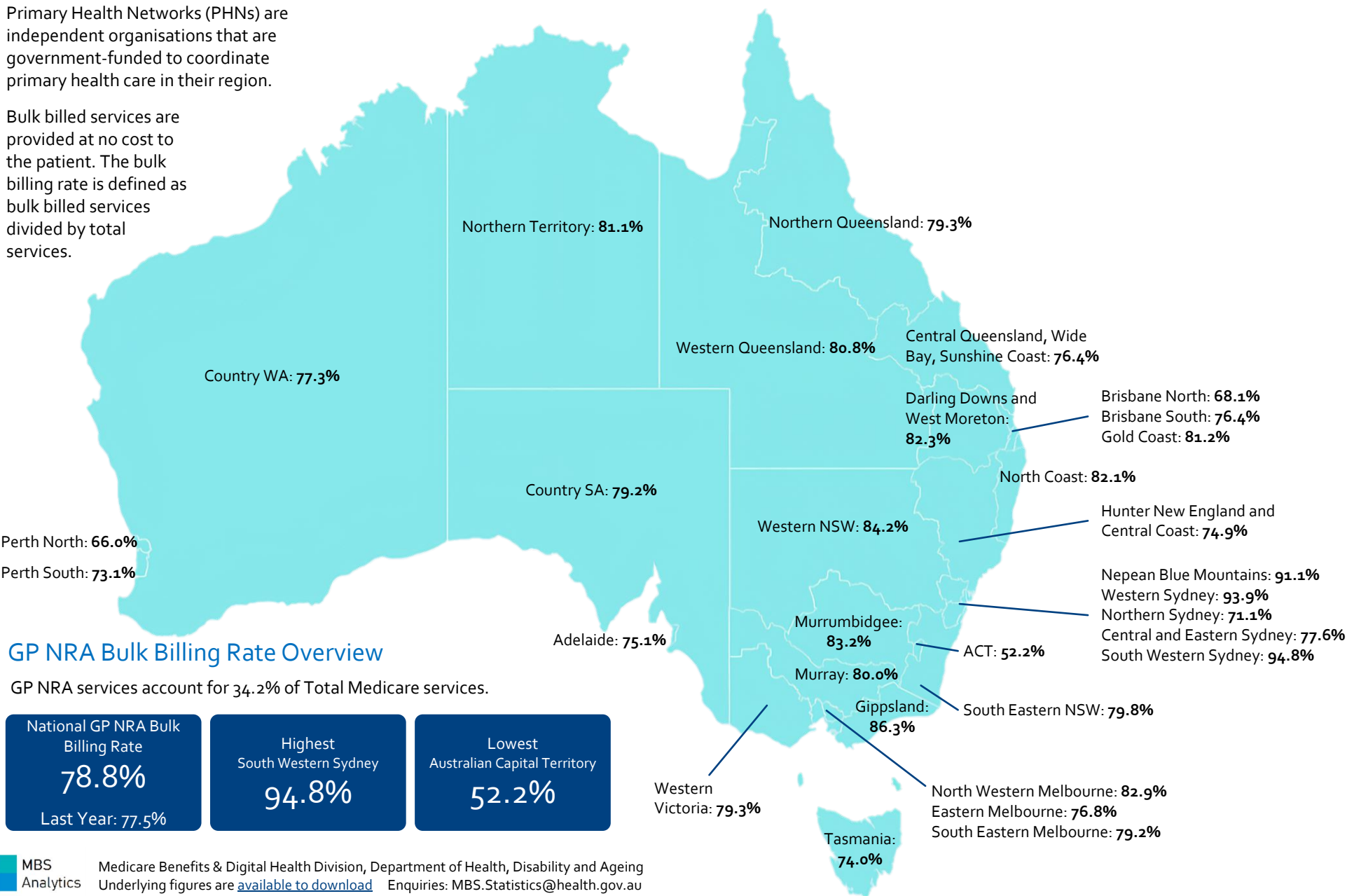
GP NRA Bulk Billing Rate



GP Non-Referred Attendances – Bulk Billing Rate by PHN, 2025-26 Jul-Dec YTD

Primary Health Networks (PHNs) are independent organisations that are government-funded to coordinate primary health care in their region.

Bulk billed services are provided at no cost to the patient. The bulk billing rate is defined as bulk billed services divided by total services.



GP Non-Referred Attendances (GP NRA) by Service Type, 2025-26 Jul-Dec YTD

GP NRA Level B accounts for **66.9%** of all GP NRA services in 2025-26 Jul-Dec YTD.

GP NRA Level A Brief:

- GP attendances for obvious and straight forward cases (Item 3 and equivalents)

GP NRA Level B Standard:

- GP attendances lasting less than 20 or 25 minutes (Item 23 and equivalents)

GP NRA Level C Long:

- GP attendances lasting at least 20 or 25 minutes (Item 36 and equivalents)

GP NRA Level D Prolonged:

- GP attendances lasting at least 40 or 45 minutes (Item 44 and equivalents)

GP NRA Level E Extended:

- GP attendances lasting at least 60 minutes (Item 123 and equivalents)

GP NRA Chronic Disease and Complex Care:

- GP attendances for patients with chronic conditions or complex medical conditions

GP NRA After Hours:

- GP attendances on a public holiday, Sunday and specified periods between Monday and Saturday

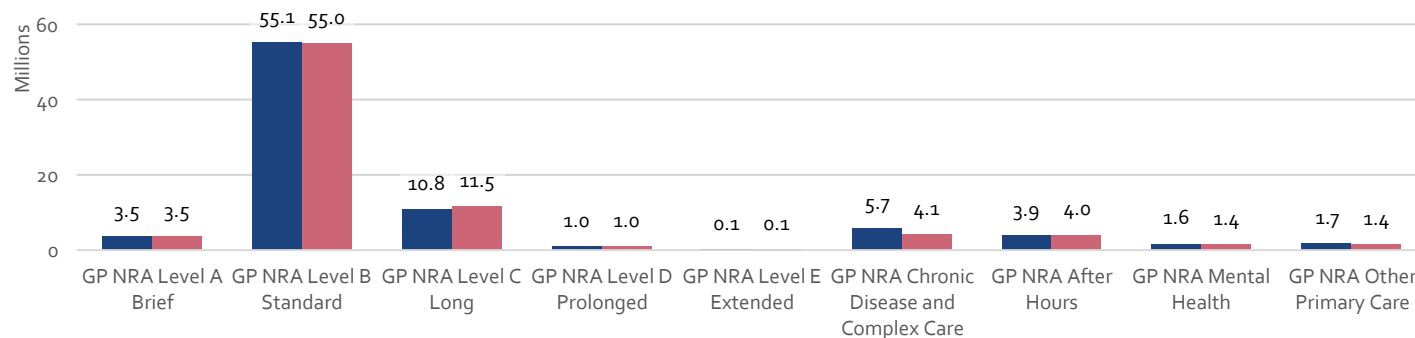
GP NRA Mental Health:

- GP attendances relating to mental health care

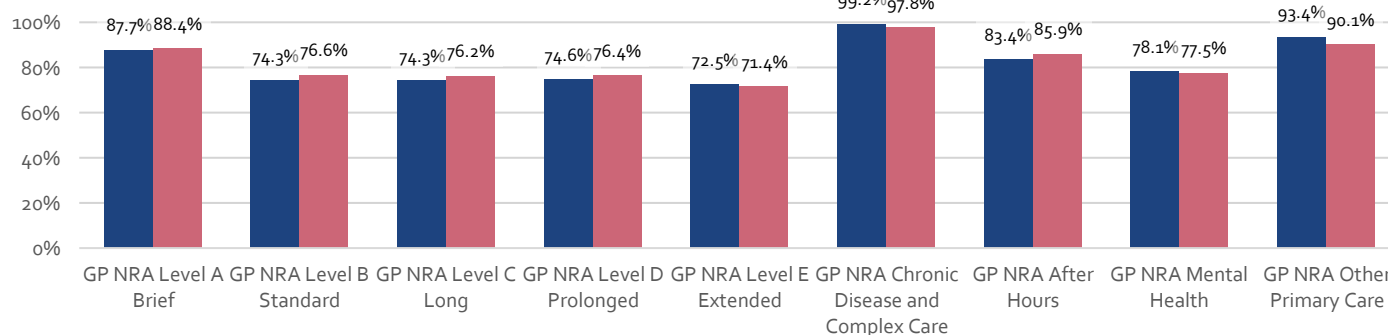
GP NRA Other:

- GP attendances that do not fall within the other GP categories (includes COVID-19 Vaccines)

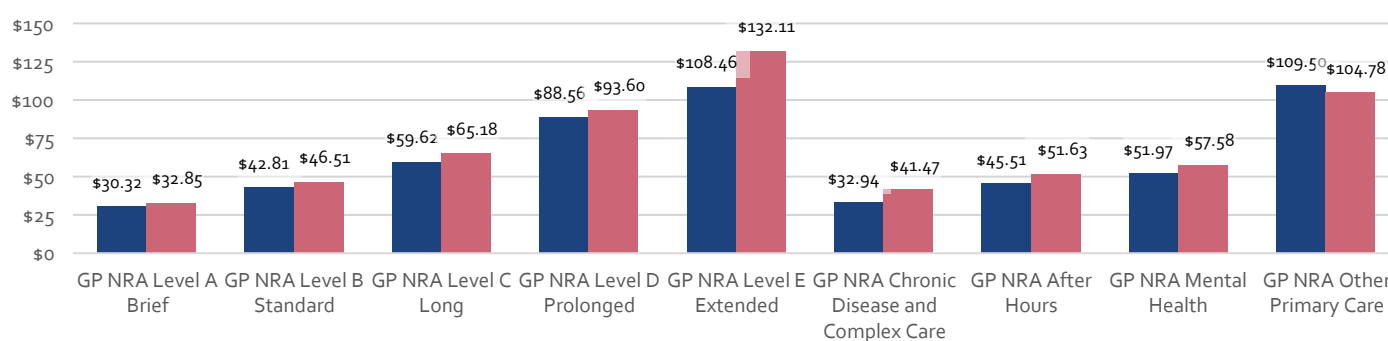
GP NRA Services by Type



GP NRA Bulk Billing Rate by Type



GP NRA Average Patient Contribution by Type



GP Non-Referred Attendances (GP NRA) by SEIFA and Age Group, 2025-26 Jul-Dec YTD

In 2025-26 Jul-Dec YTD, the **GP NRA bulk billing rate in the most disadvantaged areas was 89.1%**, 10.3 percentage points higher than the national GP NRA bulk billing rate of 78.8% for the same period last year.

The Socio-Economic Indexes for Areas (SEIFA) are published by the Australian Bureau of Statistics and rank areas in Australia according to socio-economic variables.

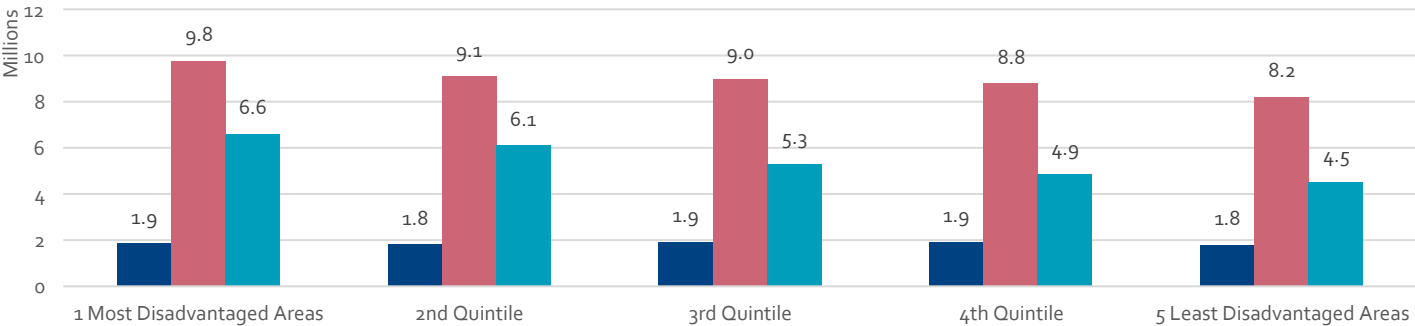
The measures (services, bulk billing rate and average patient contribution) on this page are shown against the Index of Relative Socio-Economic Disadvantage (IRSD).

Areas are more likely to be identified as disadvantaged if there are many:

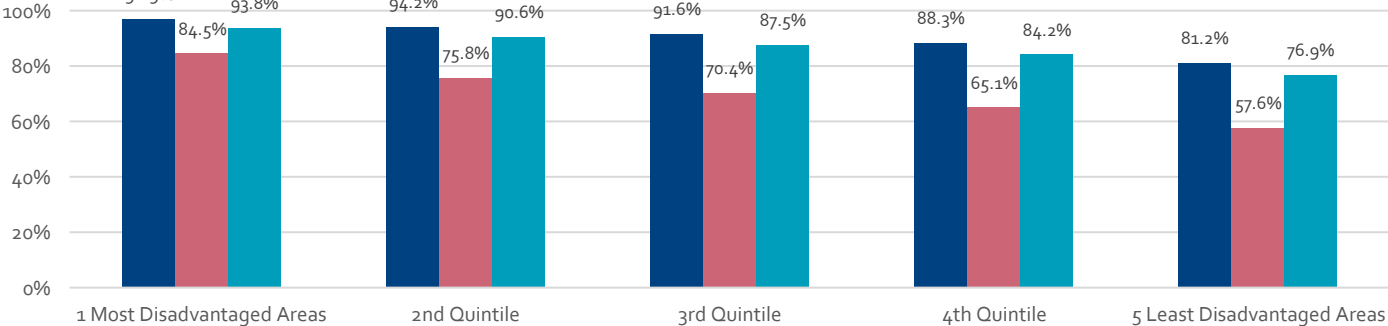
- households with low income,
- people with no qualifications, or
- people in low skill occupations

As SEIFA indexes are assigned to areas, and not individuals, indexes indicate the average socio-economic characteristics of people, families and households living in the area.

GP NRA Services by SEIFA Disadvantage Quintile by Age Group



GP NRA Bulk Billing Rate by SEIFA Disadvantage Quintile by Age Group



GP NRA Average Patient Contribution by SEIFA Disadvantage Quintile by Age Group

