



COVID-19 outbreaks in Australian residential aged care homes

National snapshot

As at 8:00 am 4 December 2025, there are 185 active COVID-19 cases reported in 32 active outbreaks in residential aged care homes (RACHs) across Australia. There have been 20 new outbreaks, 0 new resident deaths and 155 combined new resident and staff cases reported since 27 November 2025.

Table 1: Aged Care COVID-19 data as at 8.00am 4 December 2025¹

Category	Active ²	Change in active (7 days)	Cumulative Total	Cumulative increase (7 days)
Outbreaks ³	32	-1	27,424	+20
RACHs affected	32	-1	2,924	0
Resident cases	122	-5	261,388	113
Resident deaths	N/A	N/A	7,607	0
Staff cases	63	+23	134,838	+42

Residential aged care homes with active outbreaks are included in [Appendix](#).

Data collected from 31 March 2020 including retrospective data on outbreaks and cases from 18 February 2020.

Table 2: Overview of active outbreaks in Australia

	ACT	NSW	NT	QLD	SA	TAS	VIC	WA	Total
Total RACHs with outbreaks	1	7	0	4	6	1	12	1	32
Total number of active resident cases	7	38	0	18	16	4	36	3	122
Total number of active staff cases	2	21	0	2	15	1	22	0	63
Total outbreaks opened in previous 7 days	0	5	0	3	3	0	8	1	20
Total outbreaks closed in previous 7 days	1	7	0	0	2	0	9	2	21

¹ Outbreak opening and closure includes changes in the status of exposure sites to outbreaks (and vice versa), which are applied retrospectively to facility records. New case information can also change the status of a recovered site back to an active outbreak site. As a result, changes in active outbreak status may not align with day-on-day variations to active totals. These adjustments will also affect the number of cases in staff and residents reported each week.

² Active residents and staff cases are the total currently positive cases in active outbreaks.

³ An outbreak is considered to be active pending advice from the relevant Public Health Unit. An outbreak is defined as at least 1 (one) positive case in a resident or 2+ cases in staff.

Figure 1: National outbreak trends in aged care – December 2021 to present

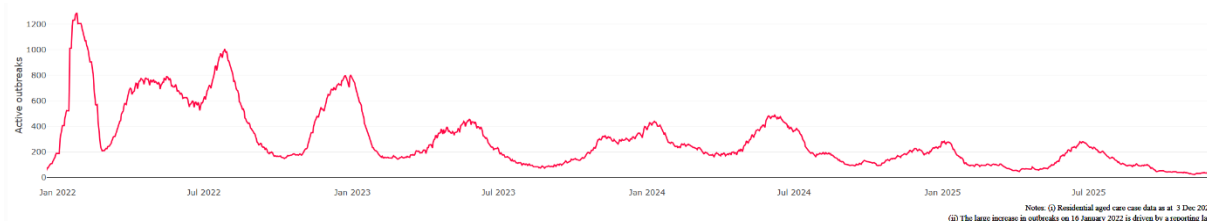
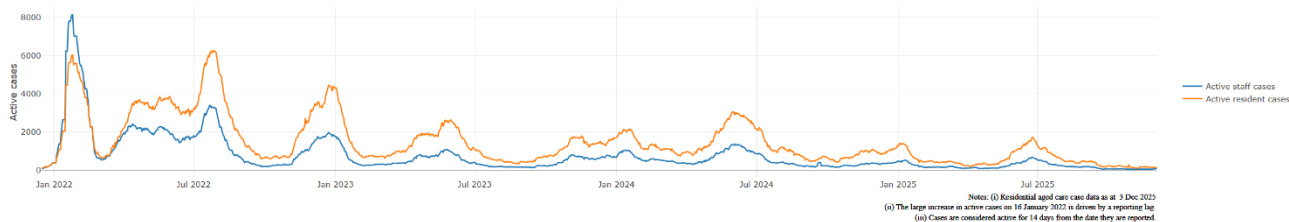


Figure 2: Trends in aged care cases – December 2021 to present



Mortality

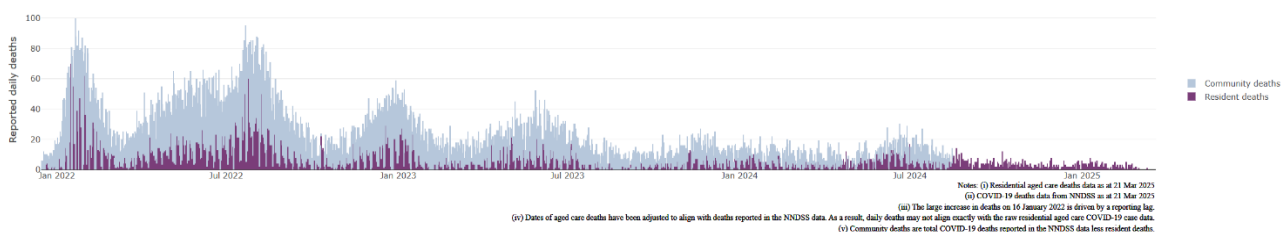
For the period of 1 January 2025 to 3 December 2025, COVID-19 is recorded as the cause of death in 0.7% of all deaths in permanent residents in aged care homes.

Since the beginning of the Omicron outbreak in mid-December⁴ 2021, there have been 245,850 deaths in residential aged care from all causes (report period from 15 December 2021 to 3 December 2025)⁵. COVID-19 deaths account for 2.7% of this figure.

There has been a decrease year on year for the rate of case fatality⁶, from a 33% case fatality rate in resident COVID-19 cases in 2020 to 3.3% in 2022 and 1.5% in 2025.

Over the course of the pandemic, all-cause excess mortality in residential aged care was below expected numbers in 2020, and within expected range in 2021. In the first half of 2022, all-cause excess mortality in residential aged care was above the expected range. Excess mortality for the second half of the 2022 is yet to be finalised.

Figure 3: COVID-19 deaths in RACHs overlaid with community deaths



⁴ The Omicron outbreak start date has been redefined from late November 2021 to mid-December 2021. Changes have been made to align reporting with the start date of Omicron published in the department's external facing Epidemiology report.

⁵ The department is now accessing aged care deaths data from the SIEBEL dataset. Figures are live and subject to change. Source: Department of Health and Aged Care unpublished data / SIEBEL dataset.

⁶ Case fatality calculated as total reported resident COVID-19 deaths divided by total resident COVID-19 cases.

Workforce in active residential aged care outbreaks

As at 3 December 2025, surge workforce providers report a total of 202,761 shifts delivered in aged care services impacted by COVID-19. These shifts include roles for GPs, nurses, care workers, allied health workers, executive and ancillary staff. In the past week surge workforce providers have reported assisting 0 residential aged care home(s) and filled 0 shifts in aged care services.

Table 3: Workforce resources supplied to RACHs

Workforce provider	Total shifts	Previous 7 days
Aspen Medical ⁸	34,108	0
Randstad ⁹	1,642	0
Previous contracted providers ¹⁰	167,011	N/A
Total	202,761	0

⁸Aspen Medical shift data as at 3 December 2025, reported fortnightly.

⁹Randstad shift data as at 3 December 2025, reported weekly.

¹⁰Previous contracted providers include RCSA, HealthCare Australia, HealthX, Mable and Torrens.

Oral antiviral treatments

Distribution of the oral anti-viral Lagevrio (Molnupiravir) commenced on 6 February 2022 to all RACHs with outbreak sites prioritised for delivery. The National Medical Stockpile has deployed 48,269 treatment courses of Lagevrio (Molnupiravir) to RACHs.

175,333 prescriptions for Lagevrio (Molnupiravir) have been issued to residents in RACHs, with a further 28,350 prescriptions for Paxlovid (nirmatrelvir + ritonavir) also issued since 28 February 2022 and up to 31 October 2025.

**Note: Oral antiviral data is only being updated monthly.*

Vaccination in RACHs

On 27 March 2025, recommendations for 2025 COVID-19 vaccinations were released. Recommended doses for the program are based on an individual's age and level of severe immunocompromise.

Those aged 75 years and over are recommended to get a COVID-19 vaccine dose every 6 months. Those aged over 65 years of age, and adults with severe immunocompromise are recommended to receive a COVID-19 vaccine dose every 12 months and are eligible to receive a COVID-19 vaccine dose every 6 months based on individual risk-benefit assessments. All other adults can receive a single dose this year.

Recommendations can be found on the Department of Health and Aged Care (department) website at: [COVID-19 vaccine advice and recommendations | Australian Government Department of Health, Disability and Ageing](#)

People are encouraged to seek vaccination advice from their healthcare providers, specific to their circumstances.

People living in residential aged care are a high priority for the Government's COVID-19 vaccination program.

Older age remains the biggest risk factor for severe COVID-19 disease. Vaccination reduces the risk of severe disease and death from COVID-19.

The department is working with both the aged care and primary care sectors to ensure residents have access to the COVID-19 vaccine. The department continues to target support for RACHs to arrange COVID-19 vaccinations with local primary care providers such as GPs, community pharmacists and Aboriginal Community Controlled Health Services.

As at 3 December 2025:

- 71.7% of aged care residents have received a booster dose in the last 12 months.
- For residents over the age of 75:
 - 79,482 (45.7%) aged care residents received a booster dose in the last 6 months.
- 13,033 aged care residents have received a vaccination in the last 28 days (compared to 10,449 in the 28 days prior).

Table 4: Aged care COVID-19 Booster Doses (data as at 26 November 2025)

Jurisdiction	75+ with booster in last 6 months	
	Residents vaccinated	% of residents vaccinated
National	79,482	45.7%
NSW	26,327	46.9%
VIC	21,154	46.6%
QLD	14,411	41.6%
WA	7,732	47.1%
SA	6,723	45.4%
TAS	1,795	45.3%
ACT	1,182	52.5%
NT	<200	38.6%

Data in this report is sourced from Australian Immunisation Register (AIR) data of residents in permanent residential aged care homes.

An updated data methodology was implemented on 24 September 2025. Aged Care AIR data as at 3 December 2025; Matched AIR data uses a snapshot of permanent residents in residential aged care homes as at 31 July 2025. The Residential Aged Care Home (RACH) Recipient ID to Medicare PIN linkage file was loaded into Health Enterprise Data Warehouse on 24 September 2025 which linked Medicare Consumer Directory data as at 14 May 2025 and RACH recipient data as at 15 June 2025.

Note: Booster doses in this report refer to any dose 2 or above administered to an individual.

Infection control and audit

The Aged Care Quality and Safety Commission (Commission) conducts site audits and assessment contacts (site and non-site) to monitor and assess residential aged care services against the Aged Care Quality Standards (see Table 5 below). This may include conducting infection control monitoring (ICM) spot checks.

An ICM spot check involves an on-site visit to residential aged care services, without an outbreak, to observe infection control practices, to ensure that staff, management, and visitors are adhering to safe personal protective equipment protocols and to safe infection control arrangements, as required under the Quality Standards.

As at 6 November 2025, the Commission had conducted 6,105 ICM spot checks to observe infection control practices and PPE protocols in RACHs.

Table 5: Total quality assessment and monitoring activities with residential services (including IPC), by type and month 1 March 2020 to 6 November 2025

Regulatory Activities	2019-20 (1 Mar - 30 Jun 2020)	2020-21	2021-22	2022-23	2023-24	2024-25	2025-26 (to 6 Nov)	Total
Site visits	318	3,452	1,732	3,814	2,840	1,515	125	13,796
Non-site activities	3,704	8,396	6,665	1,413	487	929	151	21,745
Total activities	4,022	11,848	8,397	5,227	3,327	2,444	276	35,541

Data from the Commission on the number of regulatory activities being undertaken in residential facilities has been paused for the remainder of 2025

Appendix: National residential aged care homes (RACHs) with active outbreaks COVID-19

Please note, information reported in this table has been directly reported to the department by RACHs.

'Total cases' refers to all staff and resident cases associated with the active outbreak and may not reflect the count of currently active cases.

Where numbers have been incorrectly reported, RACHs are able to correct these in the COVID-19 Support Portal through My Aged Care.

Where a RACH is reporting less than six resident or staff cases or less than six deaths, data has been suppressed to protect the privacy of affected individuals (note that "n/p" indicates data is not provided to protect privacy).

Data below for individual services is as at 4 December 2025.

Service Name	State	Resident Deaths	Resident Cases	Staff Cases	Total Cases
Jindalee Aged Care Residence	Australian Capital Territory	0	8	<6	n/p
CASS Residential Aged Care Facility	New South Wales	0	<6	0	<6
Catholic Healthcare Gertrude Abbott Aged Care	New South Wales	0	<6	0	<6
Hamlyn Terrace Care Community	New South Wales	0	10	<6	n/p
Hill View House Aged Care Facility	New South Wales	0	<6	0	<6
Narrandera Homestead Care Community	New South Wales	0	11	11	22
Sienna Grange Aged Care	New South Wales	0	<6	0	<6
Southern Cross Care Assumption Villa Residential Aged Care	New South Wales	0	11	7	18
Bolton Clarke Sandbrook	Queensland	0	<6	<6	<6
Bolton Clarke Westhaven	Queensland	0	8	0	8
Lutheran Services - Wahroonga	Queensland	0	<6	0	<6
Woombye Care	Queensland	0	8	<6	n/p
ACH Group Residential Care - Perry Park (high care)	South Australia	0	15	<6	n/p
Alwyndor Aged Care	South Australia	0	8	<6	n/p
Edenfield Family Care - Yankalilla	South Australia	0	7	<6	n/p
Eldercare Sash Ferguson	South Australia	0	14	15	29
Estia Health Flagstaff Hill	South Australia	0	<6	0	<6
Resthaven Malvern	South Australia	0	<6	0	<6
Uniting AgeWell Aldersgate Village	Tasmania	0	6	<6	n/p

Service Name	State	Resident Deaths	Resident Cases	Staff Cases	Total Cases
Bolton Clarke Lynbrook Park	Victoria	0	<6	<6	<6
Bupa Eastwood	Victoria	0	<6	<6	6
Corpus Christi Community	Victoria	0	6	<6	n/p
Croydon Place Care Community	Victoria	0	<6	0	<6
Donwood Community Aged Care Services	Victoria	0	<6	<6	6
Drysdale Grove	Victoria	0	<6	<6	<6
Glengollan Village	Victoria	0	<6	<6	<6
Harbourside Lodge	Victoria	0	<6	0	<6
Kardinia Parkside Care Community	Victoria	0	11	10	21
Lakeview Lodge Hostel	Victoria	0	<6	<6	<6
Mercy Place Boronia	Victoria	0	<6	0	<6
San Carlo Homes for the Aged	Victoria	0	<6	<6	<6
Castledare Retirement Village	Western Australia	0	<6	0	<6